



Annual
Report
2021

Contents

| | |
|----|----------------------------|
| 02 | At a Glance |
| 03 | Vision, Mission and Values |
| 04 | Financial Highlights |
| 06 | Joint Message |
| 09 | Review of Operations |
| 12 | Financial Review |

| | |
|----|-----------------------------|
| 14 | Subsidiaries and Associates |
| 17 | Board of Directors |
| 20 | Sharia Supervisory Board |
| 21 | Executive Management |
| 23 | Corporate Governance |
| 31 | Risk Management |

| | |
|----|---|
| 32 | Report of the Sharia Supervisory Board |
| 35 | Directors' Report |
| 38 | Independent Auditor's Report |
| 46 | Consolidated Statement of Financial Position |
| 47 | Consolidated Income Statement |
| 48 | Consolidated Statement of Changes in Owners' Equity |
| 49 | Consolidated Statement of Cash Flows |
| 50 | Consolidated Statement of Changes in Restricted Investment Accounts |
| 51 | Notes to the Consolidated Financial Statements |

| | |
|-----|-----------------------|
| 112 | Share Information |
| 116 | Corporate Information |

At a Glance

Ithmaar Holding B.S.C. (Ithmaar Holding, Ithmaar, the Company or the Group) is a Bahrain-based holding company that is licensed and regulated as a Category 1 Investment Firm by the Central Bank of Bahrain (CBB) and listed on the Bahrain Bourse and Dubai Financial Market (DFM).

Ithmaar Holding is a subsidiary of Dar Al-Maal Al-Islami Trust (DMIT), and has a paid-up capital of US\$757.69 million.

Ithmaar Holding owns two wholly-owned subsidiaries, Ithmaar Bank B.S.C (closed) (Ithmaar Bank), an Islamic retail bank subsidiary which holds the core retail banking business, and IB Capital B.S.C. (closed) (IB Capital), an investment firm subsidiary, which holds investments and other non-core assets. The two subsidiaries are licensed and regulated by the CBB.

Ithmaar Bank provides a diverse range of Sharia-compliant products and services that cater to the financing and investment needs of individuals and institutions. Ithmaar Bank also maintains a presence in overseas markets through its subsidiary, Faysal Bank Limited (Pakistan).

IB Capital maintains a presence in regional and overseas markets through its investments including in associated companies. These include BBK (banking), Ithmaar Development Company Limited (real estate), Solidarity (Islamic insurance), and Naseej (infrastructure) in Bahrain.

Vision, Mission and Values

Our Vision

To help all stakeholders and communities realise their long-term ambitions.

Our Mission

To pursue a portfolio of sustainable investments that enhance shareholder value and encourage future growth.

Our Values

- Comply with Islamic Sharia principles;
- Honesty, integrity and objectivity in all our relationships;
- Continuous improvement, willingness to bring about changes and improve efficiency; and
- Active role in the community.

Financial Highlights

| | 2021 | 2020 | 2019 | 2018 | 2017 |
|---|------------------|-----------|-----------|-----------|-----------|
| Net profit/(loss) [US\$ 000] | 60,324 | (21,479) | 12,198 | 10,057 | (72,401) |
| Net profit/(loss) attributable to shareholders [US\$ 000] | 38,603 | (41,719) | 669 | (23,981) | (84,711) |
| Net income before provision for impairment and overseas taxation [US\$ 000] | 63,031 | 34,049 | 74,120 | 43,415 | 22,060 |
| Total equity attributable to shareholders [US\$ 000] | 37,762 | 14,762 | 95,546 | 116,356 | 355,330 |
| Book value per share [US cents] | 1 | 1 | 3 | 4 | 12 |
| Earnings per share [US cents] | 1.33 | (1.43) | 0.02 | (0.82) | (2.91) |
| Total assets [US\$ 000] | 9,032,789 | 8,383,665 | 8,085,239 | 8,488,656 | 8,611,359 |
| Funds under management [restricted investment accounts] [US\$ 000] | 44,199 | 44,234 | 45,632 | 110,382 | 257,133 |
| Return on average shareholders' equity | 146.99% | -75.64% | 0.63% | -10.17% | -21.64% |
| Return on average assets | 0.69% | -0.26% | 0.15% | 0.12% | -0.85% |
| Market price per share [US cents] | 6.6 | 7.1 | 5.0 | 8.5 | 13.5 |
| Market price per share/Book value per share | 5.08 | 13.92 | 1.52 | 2.13 | 1.11 |

Joint Message



HRH Prince Amr Mohammed Al Faisal
Chairman



Ahmed Abdul Rahim
Chief Executive Officer

In the name of Allah, most Gracious, most Merciful

Dear Shareholders,

We are pleased to report that, despite challenging market conditions and the lingering negative effects of the pandemic on the global economy, Ithmaar Holding concluded the year on a positive note, recording significant profits and setting the stage for a new era of growth.

In particular, we are pleased to report that the transformation of the Group's operations in line with the strategic decisions taken by the shareholders in 2016 is continuing as planned, and has now reached a key milestone having reached in-principle agreement to sell some of our key assets.

The proposed agreement, which is subject to shareholder and regulatory approvals, involves the acquisition by Al Salam Bank of the consumer banking business in Bahrain of Ithmaar Holding's subsidiary, Ithmaar Bank, as well as Ithmaar Holdings' ownership stake in both BBK and Solidarity Group Holding.

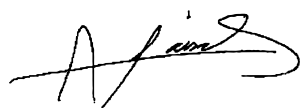
Following the anticipated transaction, Ithmaar Holding will retain a well-diversified portfolio of financial assets which includes banking businesses in Bahrain and Pakistan. Ithmaar Bank will remain a wholly-owned subsidiary of Ithmaar Holding and continue as an innovative and agile Sharia-compliant corporate banking institution, maintaining its operations as a licensed Islamic bank regulated by the Central Bank of Bahrain and focusing on corporate banking and related services.

When implemented, the proposed transaction will have realised a key component in Ithmaar Holding's business model of investing, developing, nurturing, growing and then realising value for its shareholders.

In January 2022, Ithmaar Holding and Al Salam Bank announced an in-principle agreement on the proposed transaction, subject to approval from Ithmaar Holding shareholders and the relevant regulatory authorities. The announcement follows a positive year for Ithmaar Holding, with the Company reporting significant profits: total net profit attributable to equity holders for the year ended 31 December 2021 was US\$38.60 million, a 193 percent increase compared to the net loss of US\$41.72 million reported for 2020. The increase is mainly due to the growth in core income. As a result, Earnings Per Share (EPS) for the year ended 31 December 2021 was US Cents 1.33, compared to negative US Cents 1.43 for 2020.

Ithmaar Holding's total owners' equity increased to US\$37.76 million as at 31 December 2021, a 156 percent increase compared to US\$14.76 million as at 31 December 2020. The increase is mainly attributable to profits for the year.

The Company's success in 2021 would not have been possible without the unwavering support of multiple stakeholders, and we take this opportunity to thank the members of the Board of Directors and the Sharia Supervisory Board and all our shareholders, as well as the Central Bank of Bahrain, the Ministry of Industry, Commerce and Tourism, the Bahrain Bourse and the Dubai Financial Market. We take this opportunity, also, to thank the Boards of the Directors, the management teams and the employees of our subsidiaries.



Amr Mohammed Al Faisal
Chairman



Ahmed Abdul Rahim
Chief Executive Officer

Review of Operations

Economic Outlook

The global economy enters 2022 in a weaker position than previously expected. As the new Omicron COVID-19 variant spreads, countries have reimposed mobility restrictions. Rising energy prices and supply disruptions have resulted in higher and more broad-based inflation than anticipated, notably in the United States and many emerging market and developing economies. The ongoing retrenchment of China's real estate sector and slower-than-expected recovery of private consumption also have limited growth prospects.

Global growth is expected to moderate from 5.9 in 2021 to 4.4 percent in 2022, which is half a percentage point lower for 2022 than in the October World Economic Outlook (WEO), largely reflecting forecast markdowns in the two largest economies. A revised assumption removing the Build Back Better fiscal policy package from the baseline, earlier withdrawal of monetary accommodation, and continued supply shortages produced a downward 1.2 percentage-points revision for the United States. In China, pandemic-induced disruptions related to the zero-tolerance COVID-19 policy and protracted financial stress among property developers have induced a 0.8 percentage-point downgrade. Global growth is expected to slow to 3.8 percent in 2023. Although this is 0.2 percentage point higher than in the previous forecast, the upgrade largely reflects a mechanical pickup after current drags on growth dissipate in the second half of 2022. The forecast is conditional on adverse health outcomes declining to low levels in most countries by end-2022, assuming vaccination rates improve worldwide and therapies become more effective.

Elevated inflation is expected to persist for longer than envisioned in the October WEO, with ongoing supply chain disruptions and high energy prices continuing in 2022. Assuming inflation expectations stay well anchored, inflation should gradually decrease as supply-demand imbalances wane in 2022 and monetary policy in major economies responds.

Risks to the global baseline are tilted to the downside. The emergence of new COVID-19 variants could prolong the pandemic and induce renewed economic disruptions. Moreover, supply chain disruptions, energy price volatility, and localized wage pressures mean uncertainty around inflation and policy paths is high. As advanced economies lift policy rates, risks to financial stability and emerging market and developing economies' capital flows, currencies, and fiscal positions—especially with debt levels having increased significantly in the past two years—may emerge. Other global risks may crystallize as geopolitical tensions remain high, and the ongoing climate emergency means that the probability of major natural disasters remains elevated.

With the pandemic continuing to maintain its grip, the emphasis on an effective global health strategy is more salient than ever. Worldwide access to vaccines, tests, and treatments is essential to reduce the risk of further dangerous COVID-19 variants. This requires increased production of supplies, as well as better in-country delivery systems and fairer international distribution. Monetary policy in many countries will need to continue on a tightening path to curb inflation pressures, while fiscal policy—operating with more limited space than earlier in the pandemic—will need to prioritize health and social spending while focusing support on the worst affected. In this context, international cooperation will be essential to preserve access to liquidity and expedite orderly debt restructurings where needed. Investing in climate policies remains imperative to reduce the risk of catastrophic climate change.

Source: International Monetary Fund (IMF) - World Economic Outlook (WEO) Update, January 2021

The Gulf Cooperation Council (GCC)

GCC policymakers moved quickly to mitigate the health and economic impacts of twin COVID-19 and oil price shocks. Infection rates have declined across the GCC to well below previous peaks, though countries have experienced successive waves of the virus, and economic recoveries have begun to take hold. Nevertheless, GCC policymakers must navigate a challenging and uncertain landscape.

The pandemic continues to cloud the global outlook as countries are in different phases of recovery, with varied growth prospects and policy space.

Protecting public health and supporting the most vulnerable remain the top priority for GCC policymakers. Vaccination rollout for all residents should continue, while contingency health plans should be in place to respond to any recurrent virus outbreaks.

Macroeconomic policies should remain accommodative until recoveries are firmly established. Fiscal support has been critical and should be maintained as needed to avoid long-lasting crisis effects and mitigate social impacts, and increasingly targeted to ensure its efficiency and contain fiscal burdens. Where policy space is more limited, targeted support should be maintained, while identifying fiscal savings from cutting or reallocating non-priority spending. Macro-financial policies to ensure liquidity and spur credit growth should be extended, as needed, while increasingly targeted to viable firms and complemented by close monitoring of financial stability risks.

Review of Operations Continued

The Gulf Cooperation Council (GCC) (continued)

As the COVID-19 crisis abates and economic recoveries are well-established, policies should address medium- and long-term challenges made more pressing by the pandemic: Fiscal policy should be geared toward achieving growth friendly consolidation with the aim to ensure long-term fiscal and external sustainability. To this end, priority should be given to strengthening fiscal frameworks, further mobilizing non-oil revenues, and increasing spending efficiency. With higher oil prices, procyclical spending should be avoided, and the windfall used to rebuild policy space.

Ensuring financial stability and a dynamic financial sector is key for a smooth recovery and sustained strong economic growth. Overall, financial sectors appear sound and able to support the recovery and structural transformation, but current stress, legacy risks and emerging vulnerabilities need to be managed, including by strengthening the insolvency and resolution frameworks, reinstating some prudential measures eased during the crisis, and stepping up supervisory efforts sustained economic growth and diversification will be as central as ever. Economies are vulnerable to risks of scarring from the COVID-19 crisis and over the longer-term declining oil global demand as the world confronts climate change. Ongoing reforms to drive productivity and diversification should be accelerated, including raising female labor force participation, increasing flexibility for expatriate workers, improving education quality, further leveraging technology, enhancing regulatory frameworks, deepening regional integration, and addressing climate change.

Source: International Monetary Fund (IMF) - Economic Prospects and Policy Challenges for the GCC Countries, October 2021

Bahrain

Global growth projections by the IMF were revised in October from the summer outlook. In its October 2021 World Economic Outlook, the IMF projected global economic growth to reach 5.9% in 2021, 0.1% lower than in the July forecast, and 4.9% in 2022. Correspondingly, the Bahrain Ministry of Finance and National Economy, revised its forecasts based on the preliminary estimates for the first three quarters of the year. The year-end annual GDP growth rate is expected to be 2.6%, with the non-oil sector expected to grow at 3.2%. Looking into 2022, the forecast growth is expected to reach 4.1%, underlining a recovery in the non-oil economic sector by 5%.

The Bahrain economy is continuing its steady recovery from COVID-19-related disruptions, with preliminary national account estimates for Q3 2021 pointing to nominal growth of 10.2 percent Year On Year (YoY) during the quarter; reflecting higher oil prices, while in real terms growth reached 2.1 percent YoY. These positive growth results for the quarter coincide with the ongoing announcements of programs under the Economic Recovery Plan which aims to drive economic growth and fiscal sustainability over the coming years.

Source: International Monetary Fund (IMF) statement, February 2021

Pakistan

Due to low-base effects and recovering domestic demand, real GDP growth (at factor cost) is estimated to have rebounded to 3.5 percent in 2021 from a contraction of 0.5 percent in 2020. Buttressed with record-high official remittance inflows, received through formal banking channels, and an accommodative monetary policy, private consumption and investment are both estimated to have strengthened during the year. Government consumption is also estimated to have risen, but at a slower pace than in 2020 when the COVID-19 fiscal stimulus package was rolled out. In contrast, net exports are estimated to have contracted in 2021, as imports growth almost doubled that of exports due to strong domestic demand. On the production side, supported by strong large-scale manufacturing, industrial activity is projected to have rebounded after contracting for two consecutive years. Similarly, the services sector that accounts for 60 percent of the GDP, is estimated to have expanded, as generalized lockdown measures were increasingly lifted. In contrast, agriculture sector growth is expected to have slowed, partly due to a near 30 percent decline in cotton production on account of adverse weather conditions.

Source: World Bank – Pakistan Overview, October 2021

Strategy and focus

Ithmaar Holding remains focused on continuing the Group's transformation, in line with the strategic decisions taken by shareholders, and to realising the long-term objectives of growing the core business and ensuring the independent and focused management of investments and other assets.

This is part of Ithmaar Holding's long-standing strategy of creating value for its shareholders.

Principal activities

The principal activities of Ithmaar Holding include:

- To own and manage its subsidiaries, associated companies and major investments or to participate in the management of other companies in which it has controlling interests, and to provide the necessary support for such companies;
- To own real estate and other assets necessary for its business; and
- To own industrial property rights including patents, trade and industrial marks, concessions and other intellectual rights, and to use and lease them to its subsidiaries and associated companies or to other companies.

Ithmaar Holding's key business model is investing, developing, nurturing, growing and then realising benefits for its shareholders.

Review of Operations Continued

Agreement to develop a new residential suburb for the Kingdom

In January 2021, Ithmaar Holding signed an agreement with Naseej, a leading real estate development company in the Kingdom of Bahrain, to develop an almost US\$110 million residential project in the Northern Governorate area of Barbar. The project will have an area of approximately 150,000 sqm.

The agreement, which will provide 100 residential plots in addition to 300 villas, covers the development of the suburb in its entirety. It will target Bahrainis, especially the beneficiaries of the Ministry of Housing's Mazaya programme. Located in a quiet area of Budaiya, a few hundred meters away from the Northern Governorate's north coast, the project enjoys easy access from main roads and Al Nakheel Highway.

Significant profits, despite challenging market conditions

Despite the challenging market conditions that prevailed throughout much of 2021, due largely to the ongoing economic impact of the COVID-19 pandemic, Ithmaar Holding managed to successfully turn its financial performance around to report significant profits for the year.

Ithmaar Holding reported a net profit attributable to equity holders for the year ended 31 December 2021 of US\$38.60 million, a 193 percent increase compared to the net loss of US\$41.72 million reported for 2020. This included a net profit attributable to equity holders, for three-month period ended 31 December 2021, of US\$37.13 million, a 197 percent increase compared to the net loss of US\$38.43 million reported for the same period in 2020. The increase is mainly due to the growth in core income.

As a result, Earnings Per Share (EPS) for the year ended 31 December 2021 were US Cents 1.33, compared to negative US Cents 1.43 for 2020.

Total net profit for the year ended 31 December 2021 was US\$60.32 million, a 381 percent increase compared to the net loss of US\$21.48 million reported for 2020. This included a total net profit for the three-month period ended 31 December 2021 of US\$44.59 million, a 247 percent increase compared to the net loss of US\$30.26 million reported for the same period in 2020.

Ithmaar Holding's total owners' equity increased to US\$37.76 million as at 31 December 2021, a 156 percent increase compared to US\$14.76 million as at 31 December 2020. The increase is mainly attributable to profits for the year.

In-principle agreement to sell key assets

In January 2022, Ithmaar Holding and Al Salam Bank announced agreement on the acquisition by Al Salam Bank of the consumer banking business in Bahrain of Ithmaar Holding's subsidiary, Ithmaar Bank, as well as Ithmaar Holdings' ownership stake in both BBK and Solidarity Group Holding. The announcement followed the execution of a memorandum of understanding between the two entities in October 2021, and the transaction remains subject to the approval of Ithmaar Holding shareholders and the regulatory authorities as well as the signing of definitive agreements.

Following the anticipated transaction, Ithmaar Holding will retain a well-diversified portfolio of financial assets which includes banking businesses in Bahrain and Pakistan. Ithmaar Bank will remain a wholly-owned subsidiary of Ithmaar Holding and continue as an innovative Sharia-compliant banking institution, maintaining its banking operations as a licensed Islamic bank regulated by the Central Bank of Bahrain and focusing on corporate banking and related services.

Role in the community

Ithmaar Holding plays a real and meaningful role in the community primarily through its wholly-owned subsidiaries, Ithmaar Bank and IB Capital.

Investing in our people

Ithmaar Holding and its two wholly-owned subsidiaries, Ithmaar Bank and IB Capital, conducted various training programmes for members of the Board of Directors, Executive Management and employees to further develop capabilities and enhance performance.

Compliance with AAOIFI

The consolidated financial statements of the Group are prepared under Financial Accounting Standards (FAS) issued by the Accounting and Auditing Organisation for Islamic Financial Institutions (AAOIFI).

The Group has certain assets, liabilities and related income and expenses which are not Sharia-compliant as these existed before Ithmaar converted to an Islamic retail bank in April 2010. These are currently presented in accordance with AAOIFI standards as appropriate in the Group financial statements.

The Sharia Supervisory Board has approved the Sharia Compliance Plan for the conversion or disposal of assets and liabilities which are not Sharia-Compliant. The Sharia Supervisory Board continues to monitor the implementation of this plan on a regular basis.

Financial Review

Financial Performance

Ithmaar Holding concluded 2021 by reporting a net profit for the year of US\$60.32 million, compared to the net loss of US\$21.48 million reported for 2020. This resulted in a net profit attributable to equity holders for the year 2021 of US\$38.60 million, compared to the net loss of US\$41.72 million reported for 2020.

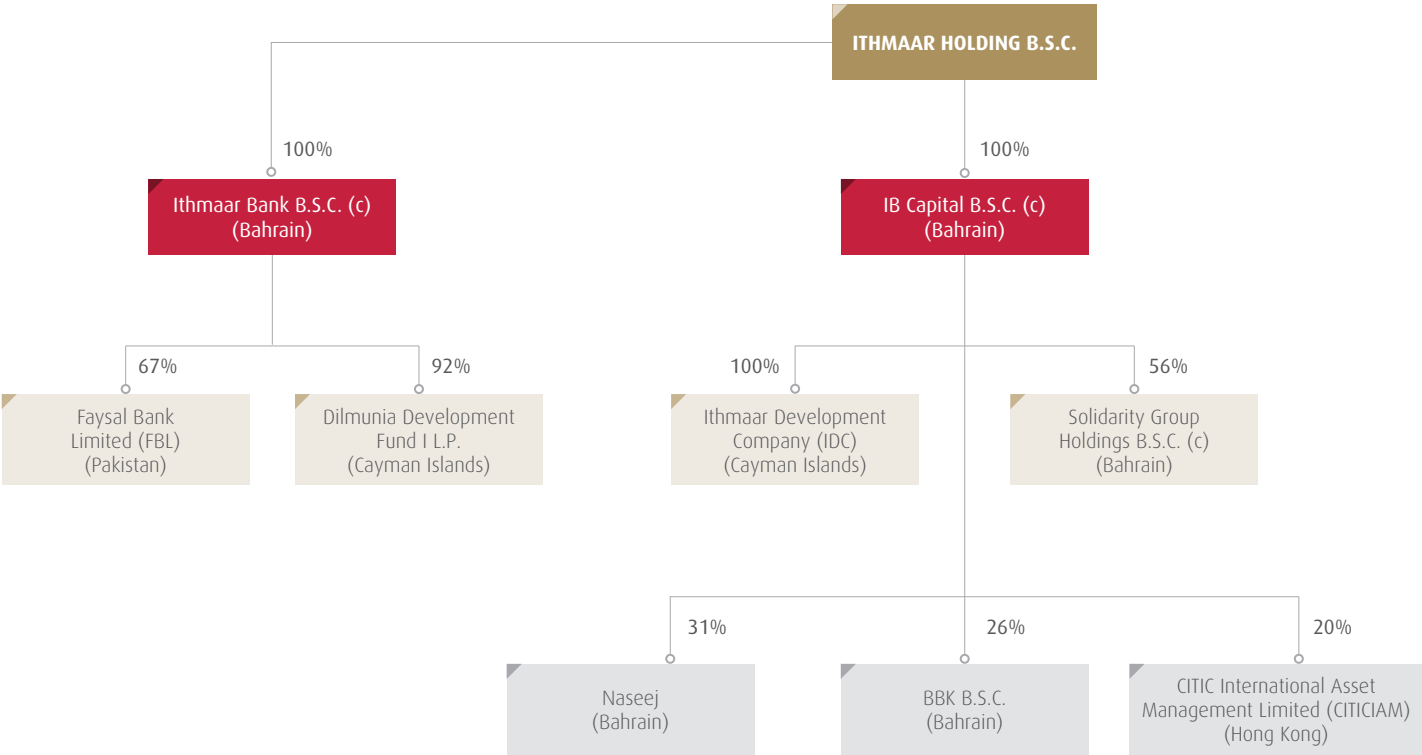
Financial Position

Total assets remained stable at US\$9.03 billion as at 31 December 2021, 8 percent higher than US\$8.38 billion as at 31 December 2020. The equity of unrestricted investment accountholders, at US\$3.75 billion as at 31 December 2021, increased by 12 percent compared to US\$3.36 billion as at 31 December 2020.

Ithmaar Holding's total owners' equity stood at US\$37.76 million as at 31 December 2021, a 156 percent increase compared to US\$14.76 million as at 31 December 2020. Accumulated losses, as at 31 December 2021, stood at US\$798.79 million and amounted to 105 percent of the share capital.

Subsidiaries and Associates

Group Structure
Key Subsidiaries and Associates



| |
|--------------|
| Subsidiaries |
| Associates |

Subsidiaries and Associates Continued

Key operating subsidiaries

Ithmaar Bank B.S.C. (c)

Ithmaar Bank is one of the largest Islamic banks in the Kingdom of Bahrain. The Bank, including its predecessors, has been in operation for more than 30 years.

The standalone (Bahrain Operations) total assets as of 31 December 2021 amounted to US\$4.0 billion.

Ithmaar Holding fully owns Ithmaar Bank.

Faysal Bank Limited (FBL)

FBL is one of the most prominent and fastest growing retail banks in Pakistan. FBL, including its predecessors, has been in operations for more than 30 years.

FBL shares are listed on the Pakistan Stock Exchange and the Bank operates 606 branches. FBL's total assets and total shareholders' equity as of 31 December 2021 amounted to PKR 855 billion (equivalent US\$ 4.8 billion) and PKR 60 billion (equivalent US\$ 341 million) respectively.

Ithmaar Bank owns 66.57 percent of FBL.

IB Capital B.S.C. (c)

IB Capital maintains a presence in regional and overseas markets through its investments in subsidiaries and associated companies.

The total standalone assets as of 31 December 2021 amounted to US\$1.4 billion.

Ithmaar Holding fully owns IB Capital.

Solidarity Group Holding B.S.C. (c) (Solidarity Group)

Solidarity Group is one of the largest takaful (Islamic insurance) groups in the region, operating through subsidiaries and associates in Bahrain, Jordan, and Saudi Arabia.

The total assets and total shareholders' equity of the Group as of 31 December 2021 amounted to US\$385 million and US\$199 million respectively.

Ithmaar Holding owns 56 percent of Solidarity Group.

Ithmaar Development Company (IDC)

IDC was established in 2007 to develop and manage major development, real estate and other infrastructure projects. IDC's flagship projects include Dilmunia, a 1.25 million square metre manmade island off the coast of Bahrain.

Ithmaar Holding fully owns IDC.

Dilmunia Development Fund I L.P.

Dilmunia Development Fund I L.P. (the Fund) is an exempted limited partnership formed and registered under the laws of the Cayman Islands. The General Partner in the Partnership is Ithmaar-Dilmunia General Partner Company Limited. The Fund was formed to acquire 650,000 square meters of land within the Health Island - Dilmunia Project in Bahrain to develop the infrastructure and to sell the Land in parcels.

The total assets and total shareholders' equity as of 31 December 2021 amounted to US\$197 million and US\$167 million respectively.

Ithmaar Bank owns 92 percent of the Fund.

Subsidiaries and Associates Continued

Key operating associates of IB Capital

BBK B.S.C. (BBK)

BBK is one of the largest commercial banks in Bahrain with overseas presence in Kuwait, India and the United Arab Emirates. BBK provides a full range of lending, deposit, treasury and investment services, and has established a number of subsidiaries in the areas of brokerage, financial services and credit cards.

The total assets and total shareholders' equity as of 31 December 2021 amounted to US\$9.71 billion and US\$1.41 billion respectively.

IB Capital owns 26 percent of BBK.

Naseej B.S.C. (c) (Naseej)

Naseej is the Middle East and North Africa (MENA) region's first fully-integrated real estate and infrastructure development company, encompassing the entire value chain from concept to completion.

Naseej's core activities comprise design and master planning; development and construction; building components; mortgage facilitation; and asset management. Naseej was established by prominent private and public sector investors to act as a pioneering catalyst for addressing the region's affordable housing development needs.

Naseej's strategy focuses on pursuing property development and investment opportunities in affordable housing and retail real estate sectors in the MENA region besides working on the Private Public Partnership Housing Project (PPPHP) in Bahrain. Apart from the PPPHP, Naseej is also involved in major residential projects in Bahrain like Yasmeenat Saar and Jumana.

IB Capital owns 31 percent of Naseej.

CITIC International Asset Management Limited (CITICIAM)

CITICIAM is part of the CITIC Group, a major diversified financial and investment conglomerate wholly-owned by the State Council of the People's Republic of China (CITIC group owns 46% in CIAM). CITICIAM's principal activity is to invest in companies and projects in China and internationally. Established in 2002 to specialise in distressed asset management, the current portfolio of CITICIAM includes direct investments in real estate, high technology, health, retail and industrial projects.

IB Capital owns 20 percent of CITICIAM.

Board of Directors

HRH Prince Amr Mohammed Al Faisal **Non-Executive Chairman**

Elected 18 April 2019

HRH Prince Amr has more than 30 years of extensive and diversified experience in commercial and investment banking, executive management, architecture and engineering.

He is Chairman of the Board of Supervisors of Dar Al-Maal Al-Islami Trust (DMIT), and Chairman of Ithmaar Bank, Faisal Islamic Bank (Sudan), Faisal Islamic Bank (Egypt), and Gulf Investors Asset Management Co J.S.C. (Closed). HRH Prince Amr is also Founder and Director of Red Sea Design Consultants (Jeddah), and Chairman of the Board of Directors of Al Daleel Company for Information Systems (headquartered in Jeddah with sister companies in Tunisia, Sudan and Pakistan).

He is a Fellow of the Saudi Association for Construction Societies, City Development and Clean Environment and a Member of the Saudi Council of Engineers.

HRH Prince Amr holds a Bachelor of Arts Degree in Architecture from King Abdulaziz University, Saudi Arabia.

Tunku Yaacob Khyra **Independent, Non-Executive Board Member**

Elected 18 April 2019

Tunku Dato' Yaacob Khyra is a member of the Ithmaar Bank Board of Directors. He holds a Bachelor of Science (Hons) Degree in Economics and Accounting from City University, London. An accountant by training, he is a Fellow of the Institute of Chartered Accountants in England & Wales (ICAEW) and a member of the Malaysian Institute of Accountants (MIA). Tunku is also a Certified Financial Planner (CFP) and is a member of the Financial Planning Association of Malaysia (FPAM).

Tunku started his career as an auditor with Price Waterhouse in London and Kuala Lumpur (from 1982 to 1987). He later joined Malaysian Assurance Alliance Berhad which, under his leadership, became the leading locally owned life and non-life insurance company in Malaysia. Tunku later established MAA Takaful Berhad, which became the leading Islamic family and general insurance institution in Malaysia.

Currently, Tunku is the executive chairman of Malaysian listed companies, MAA Group Berhad, Melewar Industrial Group Berhad, and Mycron Steel Berhad. He is also a board member of Khyra Legacy Berhad, Yayasan Khyra Berhad, Melewar Equities Sdn Bhd and several other private companies. He also sits on the board of directors of Altech Chemicals Limited (listed in Australia), Turiya Berhad (listed in Malaysia) and KNM Group Berhad (listed in Malaysia).

Tunku is the founder and chairman for The Budimas Charitable Foundation (Budimas) and MAA Medicare Charitable Foundation (MAA Medicare). Budimas is a non-government charity, established in 1998 that provide financial support for orphans and underprivileged children in Malaysia. MAA Medicare is a non-government charity, established in 1994, that provide nationwide dialysis treatment and support for underprivileged kidney patients, and also operates a Cardiac Diagnostic Centre for underprivileged patients, in Malaysia.

Abdelhamid Mohamed Aboumoussa **Executive Board Member**

Elected 18 April 2019

Mr. Aboumoussa has more than 50 years of diversified banking and finance experience.

He is a member of the Ithmaar Bank Board of Directors.

He is currently Governor of Faisal Islamic Bank of Egypt, which he joined in 1979. Prior to joining Faisal Islamic Bank of Egypt, Mr. Aboumoussa worked at the Central Bank of Egypt (CBE) for 17 years. He is Head of the Egyptian-Saudi Business Council, and is also a Member of the General Assembly of Misr Insurance Holding Company, Egypt.

Mr. Aboumoussa is a Board Member of Faisal Islamic Bank of Sudan, Momtalakat for Insurance in Egypt, Ayadi for Investment and Development in Egypt, Midor for Electricity - MIDALIC - Egypt, and Awqaf Properties Investment Fund (APIF) - Islamic Development Bank (IDB) - Jeddah. He is also the Deputy Chairman of the General Council for Islamic Banks and Financial Institutions (CIBAFI). Mr. Aboumoussa is also a member of the Advisory Committee of ARMILA Fund, Italy, and a member of the Advisory Committee of ANASTASIA Fund, Italy. He is also a Board Member in Ain shams university and Egyptian European Council.

He holds a Bachelor's degree in Accounting from the Faculty of Commerce, Cairo University, Egypt, a diploma in Finance from Cairo University, and a Diploma in Banking Economics, "Lwegi Boconi University", Italy.

Board of Directors continued

Sheikh Zamil Abdullah Al-Zamil **Independent, Non-Executive Board Member**

Elected 18 April 2019

Sheikh Al-Zamil is a prominent businessman in the Kingdom of Saudi Arabia and in other countries in the GCC region, and has years of experience in managing business activities in various sectors.

He is a member of the Ithmaar Bank Board of Directors. He is also Executive Vice-President of Zamil Group Holdings Company and serves as the Chairman of Zamil Offshore Services Co. and Zamil Operations and Maintenance Co. Ltd. Sheikh Al-Zamil is actively involved in various institutions such as the Chambers of Commerce, industrial companies and banks in his capacity as a Director.

Educated in the United States, he has a BS degree in Petroleum Engineering from the University of Southern California (USC) and an MS degree in the same major from West Virginia University, USA.

Mohammed A. Rahman Bucheerei **Executive Board Member** **Representing Dar Al-Maal Al-Islami Trust**

Elected 18 April 2019

Mr. Bucheerei has more than 51 years of experience in Accounting and Commercial and Offshore Banking. He was Chief Executive Officer of Ithmaar Bank from July 2010 to August 2013, and has been a Member of the Ithmaar Bank Board of Directors since March 2010. Mr. Bucheerei is also a member of the Board of Directors of IB Capital and Group Chief Executive Officer of Dar Al-Maal Al-Islami Trust (DMIT). Previously, he served as the General Manager of the Private Offices of HRH Prince Mohammed Al Faisal Al Saud, Saudi Arabia, and Executive Vice-President, Shamil Bank of Bahrain.

He is Chairman of MFAI (Jersey) Limited, Faisal Finance Maroc S.A., Faisal Private Bureau, DMI Administrative Services, Ithmaar Development Company, and NASEEJ Rabat.

He is a member of the Board of Directors of the Islamic Investment Company of the Gulf (Bahamas) Limited, Faysal Bahamas Limited, Gulf Investors Asset Management Company J.S.C. Closed, DMI NV, Faisal Finance Luxembourg and Shamil Finance Luxembourg.

He studied accounting, mathematics and economics at Gulf Polytechnic, Bahrain.

Abdullellah Ebrahim Al-Qassimi **Independent, Non-Executive Board Member**

Elected 18 April 2019

Mr. Al-Qassimi has more than 34 years of diversified management experience. He is a member of the Ithmaar Bank and the IB Capital Boards of Directors.

His previous positions including being Chief Executive of Tamkeen (the Labour Fund), from which he resigned in May 2010; Deputy Chief Executive Officer of the Labour Fund Project at the Bahrain Economic Development Board; Assistant Undersecretary for Training at the Bahrain Ministry of Labour and Social Affairs; and Director of Engineering and Maintenance at the Bahrain Ministry of Health. He has also served as the Chairman of the Bahrain Qualifications Framework Steering Committee, and the Steering Committee of Career Expo, and was a Board member of the Bahrain Society of Engineers and the Bahrain Consumer Protection Society.

He is currently a member of the Board of Directors of Solidarity Group Holding, Naseej, Faysal Bank Limited (Pakistan); and Aljazira Takaful Co. (KSA). Mr. Al-Qassimi holds a BSc in Civil Engineering from Queen Mary College, University of London, UK; a MSc in Health Facility Planning from the University of North London, UK, and a Diploma in Health Care Management from the Royal College of Surgeons in Ireland, Bahrain.

Dr. Amani Khaled Bouresli **Independent, Non-Executive Board Member**

Elected 18 April 2019

Dr. Bouresli, formerly the Kuwait Minister of Commerce and the Minister of Planning and Development Affairs, has almost 32 years of experience in training, consulting and banking. Dr. Bouresli is the Chairperson of the IB Capital Board of Directors, and a member of the Ithmaar Bank and Faisal Islamic Bank of Egypt Board of Directors.

She is currently a Professor of Finance and the head of the Finance Department at Kuwait University's College of Business Administration, and her research interests include Capital Markets Regulations, Corporate Governance and Strategic Planning. Dr. Bouresli is also a Member at the Board of Trustees at Kuwait Transparency Association for the Anti-Corruption Award for the Public Sector in Kuwait. She earned the 2018 Kuwaiti Economic Researcher Award sponsored by the Central Bank of Kuwait. Also, she earned the Middle East Excellence Award in business administration and economics for her contributions toward the development of the capital market structure and regulation in Kuwait. She is the founder of the Governance Excellency Prize and the head of the Economic Forum annually held in Kuwait.

Board of Directors *continued*

Prior to her ministerial appointments, Dr. Bouresli was the Chairman and Founder of Capital Standards Rating Co., the first independent credit rating agency in Kuwait, from 2009 to 2011; a Board Member at Burgan Bank, Kuwait, from 2010 to 2011; and the Head of the Capital Market Authority Project from 2006 to 2007. Dr. Bouresli, who has many published works in refereed journals as well as in specialised books and magazines, began her banking career at the National Bank of Kuwait in 1987, and her teaching career at Kuwait University in 1988.

Dr. Bouresli holds a BC in Finance and Banking from Kuwait University, Kuwait; an MBA from Seattle University, USA; and a PhD in Finance from Southern Illinois University at Carbondale, USA.

Sheikh Mohamed Abdullah Abdulkarim Elkhareiji

Non-Executive Board Member

Representing Dar Al-Maal Al-Islami Trust

Elected 18 April 2019

Sheikh Elkhareiji has more than 42 years of diversified banking and management experience.

He is a member of the Ithmaar Bank Board of Directors. Sheikh Elkhareiji is the Chairman of many companies in Saudi Arabia, including Elkhareiji Group Holding Co., Hal International Company and S.A. Elkhareiji Real Estate Limited Company. Sheikh Elkhareiji is the Vice Chairman of the Board of Directors of Yanbu Cement Company (Saudi Arabia) as well as the WorldCare International Company (United States of America). Sheikh Elkhareiji is also a member of the Board of Directors of Faisal Islamic Bank of Egypt.

Previously, Sheikh Elkhareiji was the Ex-Chairman of Faisal Investment Bank (Bahrain).

He holds a Bachelor's degree in Law from Cairo University, Egypt, a Diploma in Change Management from Harvard, USA, and a Diploma in Marketing Management from the International Marketing Institute, Cambridge in USA.

Elham Ebrahim Abdulla Hasan

Independent, Non-Executive Board Member

Elected 18 April 2019

Ms Hasan, who has more than thirty years of diversified experience in the financial services industry, is a member of the Ithmaar Bank and the IB Capital Boards of Directors.

She is currently Chairwoman of Taaheel Healthcare and an Advisor on Business and Corporate Strategy, as well as a Board Member of Mumtalakat, Solidarity Group Holding – Bahrain and BNP Paribas

Investment Company – Saudi Arabia. A leading businesswoman in the Kingdom of Bahrain, Ms Hasan was the first female partner at PricewaterhouseCoopers in the Middle East region. She was voted one of the Most Influential Women in the Middle East by Forbes Magazine, and earned the Euro Money Award for Islamic Assurance Advisory Services.

Ms Hasan was previously a Board Member of the Bahrain Economic Development Board (EDB), Tamkeen, BBK, the Bahrain Real Estate Investment Company (EDAMAH), and the University of Bahrain, as well as a member of both the Women Empowerment Economic Committee of the Supreme Council for Women and the Planning and Follow-up Committee of the Bahrain Business Women's Society. She was the Country Senior Partner at PricewaterhouseCoopers in Bahrain until June 2010, and was the financial services leader for PricewaterhouseCoopers Middle East until June 2007. While at PricewaterhouseCoopers, Ms Hasan worked extensively with Islamic institutions since the early eighties.

Ms Hasan qualified as Certified Public Accountant in 1986 and is a member of the American Institute of Certified Public Accountants.

Omar Abdi Ali

Non-Executive Board Member

Elected 20 June 2019

Mr. Ali has more than 50 years of experience in financial and general management in development as well as commercial and investment banking in Africa, the Middle East and Europe. He is a member of the Ithmaar Bank Board of Directors, the Board of Supervisors of Dar Al-Maal Al-Islami Trust (DMIT) and the Chairman of the Islamic Investment Company of the Gulf (Bahamas) Limited.

Mr. Ali is Founder and Chairman of the Board of Directors of Quadron Investments Co. Ltd. (Sudan) and Integrated Property Investments (United Kingdom and Tanzania). Previously, Mr. Ali served at DMIT where he was Chief Executive Officer and Chief Operating Officer from 1986 to 1999 and, before that, Executive Vice-President, Finance and Vice-President in charge of Internal Audit from 1983 to 1986.

Prior to his DMIT appointments, Mr. Ali was Director of Finance and Chief Financial Officer at the Arab Authority for Agricultural Investment and Development (Sudan). He has served in the African Development Bank for ten years and his last post there was CFO of the Bank. He has also served with the Arab Fund for Economic and Social Development and the Arab Authority for Agriculture and Investment where he was also the CFO. He has served these two institutions for seven years.

Mr. Ali is a Certified Accountant, Leeds College of Commerce, UK, and a Fellow of the Association of Chartered Certified Accountants.

Sharia Supervisory Board

Sheikh Abdullah Sulaiman Al Manee'a **Chairman**

Appointed 25 March 2019

Sheikh Al Manee'a is a prominent, highly-respected Sharia scholar. He is the Chairman of the Ithmaar Holding, Ithmaar Bank and the IB Capital Sharia Supervisory Boards.

He is a member of the Senior Sharia Board in the Kingdom of Saudi Arabia, a consultant at the Royal Court, and a member of the Sharia Board of the Accounting and Auditing Organisation for Islamic Financial Institutions (AAOIFI). He is also Chairman or a member of the Sharia Supervisory Boards of several other Islamic banks and financial institutions.

An expert at the Islamic Fiqh Academy, Sheikh Al Manee'a holds a Master's degree from the Higher Institute for Judgment in Saudi Arabia, and has authored several books including 'Paper Money: Truth, History and Reality', 'Economic Research', 'A window on the community' and others.

Sheikh Nedham Mohammed Saleh Yaqouby **Member**

Appointed 25 March 2019

Sheikh Yaqouby is a prominent, highly-respected Islamic Sharia scholar and a successful businessman from the Kingdom of Bahrain.

He is a member of the Ithmaar Holding, Ithmaar Bank and the IB Capital Sharia Supervisory Boards.

He is a member of the Sharia Board of AAOIFI, a member of the Sharia Advisory Board of the Central Bank of Bahrain (CBB) and Chairman or a member of the Sharia Supervisory Boards of several banks, Islamic financial institutions, investment funds and international banks in the GCC region, Arab countries and around the world.

In 2007, the King of Bahrain, His Majesty King Hamad bin Isa Al Khalifa, awarded Sheikh Yaqouby the Order of Merit in recognition of his services in Bahrain and abroad. Sheikh Yaqouby has also received the Euromoney award for Innovation in Sharia Supervision, as well as the Malaysian Islamic Banking Award among other awards.

Sheikh Yaqouby holds many academic, appreciation and honorary degrees. He has authored a large number of books.

Sheikh Mohsin Al-Asfoor **Member**

Appointed 25 March 2019

Sheikh Al-Asfoor is a well-known and highly-respected Sharia scholar in the Kingdom of Bahrain.

He is a member of the Ithmaar Holding, Ithmaar Bank and IB Capital Sharia Supervisory Boards.

He is also a member in the Sharia Advisory Board of the CBB and several Sharia Supervisory Boards in the Kingdom of Bahrain and abroad.

Sheikh Al-Asfoor is a member of Curriculum Development at the Jaafari Religious Institute as well as the Sharia Board of the International Islamic Rating Agency of the Islamic Development Bank. He is a graduate of Islamic Hawza from Qom, Iran, and has authored more than 60 books on the Islamic Sharia.

Sheikh Osama Mohammed Saad Bahar **Member**

Appointed 25 March 2019

Sheikh Bahar is a well-known, highly-respected Sharia scholar from the Kingdom of Bahrain.

He is a member of the Ithmaar Holding, Ithmaar Bank and IB Capital Sharia Supervisory Boards.

He is currently a member of the Sharia Board of First Energy Bank, as well as of several other Islamic banks and financial institutions, funds and investment portfolios in Bahrain and abroad.

Sheikh Bahar holds a Master's degree from Allmam Ouzai University in Lebanon and a Bachelor's degree in Islamic Sharia from Prince Abdul Qader Al Jaazaeri University of Islamic Studies in Algeria.

Sheikh Bahar has authored several books on Islamic banking as well as on society affairs. He has participated in and conducted several radio interviews and written newspaper columns.

Executive Management

Ithmaar Holding Executive Management

Ahmed Abdul Rahim Group Chief Executive Officer

- Master of Business Administration, University of Glamorgan, Wales (UK) (1999)
- Fellow of the Institute of Financial Accountants, UK; and the Institute of Public Accountants, Australia (2014)
- Executive Management Diploma, University of Bahrain (1993)
- Advanced Banking Diploma, Bahrain Institute of Banking and Finance (1988)
- 44 years of banking experience
- Joined the group in 2006

Ithmaar Holding outsources the key functions from its wholly-owned subsidiary, Ithmaar Bank B.S.C. (c), which in turn provides the required services under an intra-group outsourcing arrangement.

Ithmaar Bank Executive Management

Ahmed Abdul Rahim Chief Executive Officer

- Details as above

Abdulhakeem Khalil Al Mutawa Deputy Chief Executive Officer

- Master of Business Administration, University of Bahrain (1991)
- Post-Graduate Diploma in Management, University of Bahrain (1990)
- Bachelor of Science in Mechanical Engineering, The University of Texas at Austin, USA (1981)
- 40 years of experience, of which 19 years in banking
- Joined the group in 2003

Abdulla Abdulaziz Taleb General Manager, Business Banking Group

- Bachelor of Science in Banking and Finance, Kingdom University (2009)
- Advanced Diploma in Islamic Banking, Bahrain Institute of Banking and Finance (BIBF) (2005)
- 22 years of banking experience
- Joined the group in 2014

Mohammed Hasan Janahi General Manager, Retail Banking Group

- Advanced Diploma in Banking and Finance, BIBF (1998)
- 37 years of Banking experience
- Joined the group in 2002

Yusuf Abdulla Alkhan General Manager, Information Technology and Banking Operations

- Master of Business Administration, AMA International University (2005)
- Bachelor of Science in Computer Science, University of Bahrain (1989)
- 33 years of experience
- Joined the group in 1989

Maysan Faisal Almaskati Assistant General Manager, Head of Asset Management

- B.Sc. in Industrial Engineering, Kansas State University, USA (1997)
- Investment Representative Program (Series 7), Bahrain (2000)
- 22 years of banking experience
- Joined the group in 2019

Saqib Mahmood Mustafa Assistant General Manager, Chief Financial Officer, Head of Financial Control

- Certified Sharia Advisor and Auditor (CSAA) (Awarded by AAOIFI) (2019)
- International Certificate in Banking Risk & Regulation (ICBRR) (2011)
- Fellow Member of the Institute of Chartered Accountants of England & Wales (ICAEW) (2010)
- Fellow Member of the Association of Chartered Certified Accountants (ACCA) (2003)
- Certified Islamic Professional Accountant (CIPA) (awarded by AAOIFI) (2009)
- Bachelor of Commerce Karachi University (Pakistan) (1999)
- 22 years of banking and finance experience
- Joined the group in 2007

Corporate Governance

Overview of Policies and Controls

Ithmaar Holding follows the Central Bank of Bahrain's (CBB) requirements stipulated under the High Level Controls (HC) Module of the Rulebook issued by the CBB as well as the Corporate Governance Code of the Ministry of Industry, Commerce and Tourism, Ithmaar Holding's Articles and Memorandum of Association, the Bahrain Commercial Companies Law, the Accounting and Auditing Organization for Islamic Financial Institutions (AAOIFI) and international best practices, where applicable, as well as the regulatory requirements of Bahrain Bourse and Dubai Financial Market.

Ithmaar Holding follows the Group's internal policies on corporate governance. This Policy provides guidance on engaging with stakeholder groups.

Recognising its fundamental stewardship role towards shareholders, it is the Group's policy to treat shareholders, major and minor, equally and fairly in line with the governing laws and regulatory guidelines. The overarching goal is to ensure sustainable growth with due consideration to both current and future risks, and thereby generate optimum value to shareholders over the long-term. The Group adheres to Sharia principles in striking a balance between the interests of its various stakeholders.

Ithmaar Holding adheres to a business approach that is transparent, honest and fair. It has established various written policies such as the Code of Ethics and Business Conduct and Anti Money Laundering and Whistle-Blowing Policy for strict adherence by Directors, executives and employees at all levels. These are distributed as guidelines through multiple internal communication channels.

The Board's adherence to corporate governance practices is underlined by various principles, such as integrity, transparency, independence, accountability, responsibility, fairness, Sharia principles and social responsibility.

Moreover, the Group's corporate governance policies are designed to lay a solid foundation for the executive management and the Board of Directors in managing the Group, as well as to promote ethical and responsible decision-making, safeguard integrity in financial reporting, make timely disclosures, respect the rights of shareholders, recognise and manage risk, encourage enhanced performance, remunerate fairly and responsibly, and recognise the legitimate interest of stakeholders.

The "Comply or Explain" Principle

The CBB Rulebook requirements in the High-Level Controls (HC) Module specify that the Company must comply with the Guidelines of the HC Module, or explain its non-compliance in the Annual Report. As part of its commitment to adherence with CBB regulations, Ithmaar Holding wishes to explain the following:

The Chairman is a non-executive director but not an independent director, as defined by the CBB, due to his position as the Chairman of the Board of Supervisors of Dar Al-Maal Al-Islami Trust (DMIT), the Company's controller.

Developments in Regulations

On an ongoing basis, Ithmaar Holding monitors updates to CBB requirements, including those stipulated under the HC Module, and implements the necessary updates to its processes and procedures in response to those regulatory changes. There were no material changes introduced to the HC Module by the CBB during 2021.

Board of Directors

The Board of Directors (the Board) of Ithmaar Holding comprised of ten members, of whom five are independent. Independence is determined based on the Central Bank of Bahrain (CBB) definition of "Independent Director", which is stipulated in the Glossary section of the CBB Rulebook.

The Board is committed to the roles and responsibilities prescribed by the Commercial Companies Law of 2001 (as amended), which are reflected in the Company's Board of Directors Charter and constitutive documents.

The Board's role and responsibilities include, but are not limited to, the overall business performance and strategy for the Company; causing financial statements to be prepared which accurately disclose Ithmaar Holding's financial position; monitoring management's performance; monitoring conflicts of interest and preventing abusive related party transactions; and assuring equitable treatment of shareholders, including minority shareholders. In particular, the Board, among other things, ensures that Ithmaar Holding's goals are clearly established, and that strategies are put in place towards achieving those goals.

Members of the Board are responsible, both individually and collectively, for performing these responsibilities, including the following:

- Setting Ithmaar Holding's strategic direction;
- Maintaining overall responsibility for the performance of the Company;
- Selecting, appointing and evaluating the performance of the management;
- Reviewing the performance and compensation of the management;
- Reviewing the structure and succession planning of the management;
- Advising and counselling the management;
- Monitoring and managing potential conflicts of interest;
- Ensuring the integrity of the financial information;

Corporate Governance Continued

Board of Directors (Continued)

- Monitoring the effectiveness of the governance and compliance practices;
- Ensuring compliance with the listing requirements;
- Ensuring timely and adequate legal and regulatory disclosures;
- Ensuring effective internal controls;
- Arranging the shareholders' annual, ordinary and extraordinary general meetings; and
- Ensuring equitable treatment of minority shareholders.

Some of the responsibilities of the Board are delegated to the Board committees.

The Board has drawn a 'Business Discretionary Powers' policy which outlines authorities and approval powers for the Board and the Executive Management. In general, all business decisions relating to strategic investments, financings exceeding certain limits, and business relationships with connected counterparties, require the Board's approval. All transactions that require Board approval have been approved by the Board as per the applicable regulations.

The Board's functions, mandate, appointment, responsibilities and terminations are governed by the Company's Articles of Association and the Board of Directors Charter, both of which comply with applicable statutory and regulatory rules. Board members serve three-year terms, extendable by up to six months subject to the CBB's approval. At the end of each term, a new Board is to be elected (or appointed, as applicable) at the Company's annual general meeting.

The next election of the Board of Directors shall take place during 2022.

Structure and Composition of the Board

The Company is managed at the high level by the Board. The size of the Board is subject to Ithmaar Holding's Articles of Association, the Board of Directors Charter and the rules and regulations decreed by the Ministry of Industry, Commerce and Tourism and the Central Bank of Bahrain.

Duties of Board Members

The Board members, individually and collectively, are bound by distinct fiduciary duties to the Company and its shareholders. The Board members owe their fiduciary duty to Ithmaar as a corporate entity in its own right and not just individual shareholders and/or groups of shareholders. These duties apply to all the Board members whether they are appointed or elected.

The main duties owed by the Board members to the Company are the duty of obedience, the duty of care and the duty of loyalty.

Duty of Obedience

The Board members are required to act in accordance with the Company's rules and policies to further its goals and objectives. In addition, the Board members must comply with all relevant laws and regulations. The duty of obedience forbids the Board members from acting outside the scope of the Company's internal authorities and policies.

Duty of Care

The Board members are under duty to exercise, in carrying out their responsibilities in good faith, the same level of care, skill and diligence that an ordinary, prudent person would exercise in the same position or under similar circumstances. Accordingly, the Board members must act in a manner that they reasonably believe is in the best interest of Ithmaar.

Duty of Loyalty

This duty requires the Board members to act in good faith, solely and collectively, in the best interest of the Company. The Board members should not act out of expedience, avarice or self-interest.

The Board members are barred from using the Company's properties and assets for their personal needs or seeking business opportunities for personal benefit. This duty also requires the Board members to retain the confidentiality of information that is explicitly deemed confidential by the Company, as well as information that appears to be confidential from its nature or matter.

Ithmaar provides insurance to indemnify the Board members for negligence, default, breach of duty or breach of trust, provided that the Board member was acting in good faith.

The above duties are detailed in the Board of Directors Charter and Code of Ethics and Business Conduct, which is approved by the Board.

Corporate Governance Continued

Board Members' Election and Evaluation System

Any shareholder who owns ten percent or more of the issued share capital of Ithmaar Holding (rounded up to the nearest integer) shall have the right to appoint a representative on the Board, being one representative for each ten percent owned. However, if a shareholder exercises this right, they shall lose their right to vote in the annual general meeting Board elections for the percentage of which they used to appoint a Board member.

Subject to the foregoing, the shareholders shall elect members of the Board by a secret cumulative ballot in the annual general meeting.

A cumulative ballot means each shareholder has one vote for each share held. The shareholders can use their shares to vote for a single Board member, or divide their shares to vote for multiple members.

All appointments to the Board are governed by and subject to Ithmaar Holding's Memorandum of Association, Articles of Association, the Board of Directors Charter and the laws, rules, regulations, policies and charters in place, as amended from time to time.

The Remuneration and Nomination Committee reviews the composition and performance of the Board annually. The Remuneration and Nomination Committee's duties in relation to the composition and performance of the Board include, among other things, assessing the skills required for the Board members to competently perform their responsibilities and meet their objectives as well as developing and implementing a plan to identify, assess and enhance the Board members' competencies.

The arrangements for the termination of membership in the Board of Directors are stipulated in the Company's Articles of Association. In the event of a vacancy, termination or resignation on the Board of Directors, the Remuneration and Nomination Committee shall make recommendations to the Board for the appointment of a new director, which recommendation shall be made pursuant and subject to the legal and regulatory requirements in place.

All Board members receive a letter of appointment signed by the Chairman in which relevant information, including responsibilities, are described.

Board members also receive a copy of the Code of Ethics and Business Conduct.

The Board, its committees and individual members are regularly assessed with respect to their effectiveness and contribution.

Board Induction and Development Programme

Ithmaar Holding prepares an all-day induction programme for newly appointed and elected Board members, which starts with a welcome note from the Chief Executive Officer and Deputy Chief Executive Officer.

Thereafter, members of the Executive Management of the Company and Ithmaar Bank introduce Ithmaar in detail, covering the Company's history, structure, subsidiaries, strategy, financial performance and organisational chart. This is followed with presentations from the heads of various departments in respect of their role and function within the Company and Ithmaar Bank.

The Company also arranges training sessions throughout the year for Board members and Executive Management, to keep them abreast with recent developments (legal, regulatory, market, technology and others) in the banking and investment sectors.

Board Members' Conflict

When the Board deliberates an agenda item wherein a conflict of interest arises, the conflicted Board member declares his or her conflict and abstains from voting on the agenda item. Article 189 of the Commercial Companies Law of 2001 (as amended) requires that members of the Board and Management should not have a direct or indirect personal interest in transactions and contracts concluded by the Company, without the authorisation of the General Assembly, otherwise such transaction or contract shall be deemed null and void.

Interested members have a duty to inform the Board of any matter which presents a conflict and are then restricted from voting on the matter. Such declaration is to be recorded in the meeting minutes.

The Chairman shall inform the General Assembly of the results of such contracts in the annual general meeting following execution of the transactions and such notification is to be accompanied by a special report of an external auditor in respect of the nature and details of the matter, and the extent of interest of the respective member. Violating this Article 189 shall render the Board member and the Board jointly liable for compensation for any damage caused by the breach.

This provision is reflected in the Company's Articles of Association which specify that directors shall not have any direct or indirect interest in any transaction or contract relating to Ithmaar without the approval of the General Assembly. Any transaction or contract contrary to the above is deemed null and void, unless later confirmed by a majority vote of disinterested directors, subject to CBB approval. The Company's Articles of Association specify that violations of such restriction shall permit the shareholders to claim compensation from the conflicted Board member for damage caused to the Company or profit realised by the conflicted Board member.

Board Members Sitting Fees

The Board members' sitting fees for Board and Board committees meetings in 2021 amounted to US\$ 390,000 (2020: US\$ 408,000). Sharia Supervisory Board sitting fees for 2021 was US\$ 16,000 (2020: US\$ 8,000).

Corporate Governance Continued

Remuneration Strategy

The Variable Remuneration Policy is not applicable to investment companies and hence, post the reorganisation, Ithmaar Holding is not subject to any Remuneration Strategy and the Remuneration Balances were transferred, as part of the reorganisation, to Ithmaar Bank.

Employment of Relatives of Approved Persons

The Human Resources Policy indicates that any employee who is a first degree relative of an existing Approved Person is required to declare the relationship in writing to the Human Resources Department.

Board Committees

In accordance with regulatory requirements and best practices, the Board has established the following committees and has adopted charters setting out the matters relevant to their composition, responsibilities and administration.

Audit, Governance and Risk Management Committee (AGRMC)

The AGRMC is appointed by the Board to assist in reviewing the selection and application of the accounting and financial policies, reviewing the integrity of the accounting and financial reporting systems and the effectiveness of the internal controls framework, monitoring the activities and performance of the internal audit function and external auditors, and coordinating the implementation of the Corporate Governance Policy framework. The aggregate sitting fees paid to its members in 2021 was US\$72,000 (2020: US\$36,000).

The AGRMC reviews and, as appropriate, approves and/or recommends for the approval of the Board, among other things the interim and annual consolidated financial results; status updates on compliance with various regulatory requirements; implementation on various regulatory reports; internal and external audit reports and the status of their implementation (as appropriate); as well as new accounting and regulatory pronouncements and their implications.

This AGRMC also assists the Board in fulfilling its governance responsibility, particularly to (a) oversee and monitor the implementation of a robust compliance framework by working together with the Management and the Sharia Supervisory Board, and (b) provide the Board with reports and recommendations based on its findings in the exercise of its function.

The objectives of the AGRMC also include making recommendations to the Board in relation to the overall risk appetite and tolerances and the risk policies within which to manage them. These policies cover credit risk, market risk, operational risk and liquidity risk in addition to any other risk categories Ithmaar faces in carrying out its activities.

The AGRMC also recommends and monitors the overall risk management framework which involves all business activities and operations policies, internal controls, methods of risk management and risk reporting to the Board.

The AGRMC is chaired by an Independent Director and comprised of:

- Elham Ebrahim Abdulla Hasan - Chairperson
- Dr. Amani Khaled Bouresli – Member
- Abdullellah Ebrahim Al-Qassimi – Member
- Sheikh Osama Bahar – Member*

* Sheikh Bahar is a Sharia Supervisory Board Member with a voting right in respect of the agendas relating to Corporate Governance.

The AGRMC meets a minimum of four times in a year.

The key matters reviewed and, as appropriate, approved and/or recommended for the approval of the Board during the year include:

- Reviewing the consolidated financial statements and recommending them to the Board for approval;
- Reviewing and approving the proposed annual Internal Audit plan and strategy and all reports issued by the Internal Audit Department;
- Providing oversight of the Corporate Governance, Compliance and Regulatory requirements;
- Updating and aligning all risk policies in line with changes in the regulatory requirements;
- Establishing new risk limits for better control of credit, market, liquidity and concentration risks; and
- Reviewing & approving the Internal Capacity Adequacy Assessment Process (ICAAP).

Remuneration and Nomination Committee (RNC)

The Remuneration and Nomination Committee is appointed by the Board of Directors to provide a formal forum for communication between the Board and Management on human resource issues. The aggregate sitting fees paid to its members in 2021 was US\$18,000 (2020: US\$18,000).

The Remuneration and Nomination Committee reviews and, as appropriate, approves and/or recommends for the approval of the Board of Directors:

- Candidates for Board election;
- The appointment of new senior management executives; and
- The remuneration policies as well as guidelines for increments and promotions.

The RNC meets at least twice a year.

Corporate Governance Continued

Remuneration and Nomination Committee (Continued)

The RNC comprises:

- Abdullellah Ebrahim Al-Qassimi - Chairman
- Sheikh Zamil Abdullah Al-Zamil - Member
- Tunku Yaacob Khyra - Member

The Committee shall have the resources and authority necessary for its duties and responsibilities, including the authority to select, retain, terminate and approve the fees of outside legal, consulting, search or compensation firms used to:

- Identify candidates; and

- Evaluate the compensation of directors, the CEO or other approved persons without seeking the approval of the Board or management.

The key matters reviewed, approved (as appropriate) and recommended for approval (as appropriate) to the Board of Directors during the year include:

- Recommending the composition, quantum and structure of remuneration for the members of the Sharia Supervisory Board, and
- Recommending the organisation chart and succession plan.

There were no significant issues that arised during the period.

Attendance

2021 Board of Directors / Board Committees Meetings Attendance

| | Board of Directors | | Audit, Governance & Risk Management Committee | | Remuneration & Nomination Committee | |
|---|--------------------|----------|---|----------|-------------------------------------|----------|
| | Eligible | Attended | Eligible | Attended | Eligible | Attended |
| HRH Prince Amr Mohammed Al Faisal | 5 | 5 | - | - | - | - |
| Tunku Yaacob Khyra | 5 | 5 | - | - | 2 | 2 |
| Abdelhamid Mohamed Aboumoussa | 5 | 5 | - | - | - | - |
| Sheikh Zamil Abdullah Al-Zamil | 5 | 5 | - | - | 2 | 2 |
| Mohammed A. Rahman Bucheerei | 5 | 5 | - | - | - | - |
| Abdullellah Ebrahim Al-Qassimi | 5 | 5 | 8 | 8 | 2 | 2 |
| Dr. Amani Khaled Bouresli | 5 | 5 | 8 | 8 | - | - |
| Sheikh Mohamed Abdullah Abdulkarim Elkhareiji | 5 | 5 | - | - | - | - |
| Elham Ebrahim Abdulla Hasan | 5 | 5 | 8 | 8 | - | - |
| Omar Abdi Ali | 5 | 5 | - | - | - | - |

Dates of meeting during 2021

| | | |
|--------------|-------------|--------------|
| 18 January | 21 January | 7 March |
| 8 March | 3 February | 26 September |
| 21 June | 5 May | - |
| 27 September | 24 May | - |
| 6 December | 4 August | - |
| - | 12 August | - |
| - | 3 November | - |
| - | 10 November | - |

Notes:

- Sheikh Osama Bahar, a member of the Sharia Supervisory Board, is also a member of the Audit, Governance and Risk Management Committee. He attended three meetings. Four of the meetings Sheikh Osama Bahar did not attend were extraordinary meetings with no Sharia governance items.
- In accordance with the Central Bank of Bahrain requirements and Ithmaar Holding's Articles of Association, the Board of Directors shall meet at least four times a year and each Board member is required to attend at least 75 percent of all Board meetings in a financial year.
- All Board members satisfied the minimum attendance percentage required.

Corporate Governance Continued

Sharia Supervisory Board

The Sharia Supervisory Board (SSB) is an independent board of specialised scholars in Sharia and Fiqh of financial transactions according to Sharia requirements. The SSB contributes in the guidance and development of Ithmaar Holding's activities and monitors its business to ensure it is compliant with Islamic Sharia principles.

The SSB is appointed, in compliance with licensing requirements of the Central Bank of Bahrain and Ithmaar Holding's Memorandum and Articles of Association, by the shareholders at the General Meeting based on recommendations of the Board of Directors through the Remuneration and Nomination Committee. The SSB serves a three-year term.

The SSB has full authority to achieve its goals and responsibilities. It is also allowed to view all records and transactions from any sources without restrictions including access to the Board and to management personnel, professional and legal consultants and employees.

The SSB operates within its own charter which sets forth its policies, procedures, meeting operations and responsibilities in addition to the qualifications for membership. This charter was developed in coordination with the Board and is disclosed on the website.

SSB members are entitled to remuneration comprising sitting fees paid per meeting attended.

This remuneration is recommended by the Remuneration and Nomination Committee, the structure of which is approved by the shareholders.

Currently, Ithmaar Holding does not pay any performance related remuneration to SSB members. If any, this will be structured in accordance with the Memorandum and Articles of Association and subject to shareholder approval.

The profiles of all SSB members are included in the Sharia Supervisory Board section.

All SSB members receive a letter of appointment signed by the Chairman in which relevant information, including responsibilities, are described.

SSB members also receive a copy of the Code of Ethics and Business Conduct.

Communications with Stakeholders

The Board acknowledges the importance of regular communication with stakeholders and particularly investors through a number of means to promote greater understanding and dialogue.

Measures adopted include Annual General Meetings, annual reports, quarterly disclosures of financial reports and various announcements made during the year on the Bahrain Bourse and Dubai Financial Market as well as on the Ithmaar Holding website, through which stakeholders have an overview of Ithmaar Holding's performance and operations.

The Chairman of the Board (or any other Director if delegated by the Chairman) maintains continuing personal contact with major shareholders to solicit their views. The Chairman discusses the views of the major shareholders with the Board of Directors.

Interests of Directors and Executive Management

The interests of Directors and Executive Management in the shares of Ithmaar Holding are disclosed in the Report of the Directors and Share Information respectively.

Share Information

Information on the distribution of share ownership together with key statistics on the performance of Ithmaar Holding's shares on the Bahrain Bourse and Dubai Financial Market are disclosed in the section on Share Information of the annual report.

Shareholders' Rights

All shares issued have equal rights. Recognising the importance of shareholders, it is Ithmaar Holding's policy to treat its shareholders equally and fairly in line with the laws of regulatory agencies. Basic legitimate rights of the shareholders include the right to participate in shareholder meetings, the right to appoint other persons as a proxy for participating in and voting at meetings, and the right to participate in the election or disqualification of a Director, individually. Their rights also include voting on the appointments of Boards of Directors, the appointments of independent auditors, voting for other businesses of Ithmaar, such as increases in, or reductions of capital, and the right to receive dividend payments, as well as the right to give opinions and the right to enquire during shareholder meetings.

Corporate Governance Continued

Rights of Minority Shareholders

The Board of Directors is structured to include Independent Directors with the additional responsibilities of protecting minority shareholders' rights. This is also in accordance with regulatory directives.

As additional measures to protect minority interests, Ithmaar subscribes to the following guidelines:

- Mandatory shareholder approval of major transactions such as change in capital or transfer of business (as per limits prescribed by the Central Bank of Bahrain);
- Mandatory disclosures of transactions by substantial shareholders;
- Pre-emptive rights on issuance of new shares;
- Limitations on business transactions with Directors, controllers, and related parties as per the rules of the Central Bank of Bahrain;
- Exercising of rights to elect Independent Directors;
- Penalties for insider trading; and
- Necessary provisions on takeovers, mergers, and acquisitions.

Services Provided by External Auditors

The audit fees charged and non-audit services provided by external auditors will be made available to the shareholders as and when requested. Such details will be made available to Ithmaar Holding shareholders as per their specific requests provided that these disclosures would not negatively impact Ithmaar Holding's interest and its ability to compete in the market.

Code of Ethics and Business Conduct

Ithmaar Holding's Code of Ethics and Business Conduct applies to members of the Board, as well as executive management, officers, employees, agents, consultants, and others, when they are representing or acting for the Company.

The Board expects all Directors, as well as officers and employees, to act ethically at all times and to acknowledge their adherence to Ithmaar Holding's policies. Any waiver of the Code of Ethics and Business Conduct for a Director or executive officer may be granted only by the Board of Directors.

Risk Management

The Risk Management activities of Ithmaar Holding are outsourced to Ithmaar Bank. Ithmaar Bank has a robust risk management framework detailed in the Risk Charter. The risk management framework includes comprehensive risk policies for various risk silos addressing all material risks from an enterprise risk management perspective. The policies address the risk appetite and risk management guidelines for each of the risk silos. The policies are further supported by risk measurement models and methodologies which measure the risks in line with regulatory guidelines. The risk management policies of Ithmaar Bank, along with the latest amendments, are adopted by Ithmaar Holding.

All investments of Ithmaar Holding are monitored on an active basis and representatives from Ithmaar Holding are appointed to the Boards of the major investments to monitor the investments.

Further, any proposals to exit investments or any major developments in the investments are reviewed by the Risk Management Department and submitted to the approving authority as mentioned in the risk policies. The Board-approved Business Discretionary Powers policy establishes the approval authorities for investments based on their value.

Declarations of Interest

On taking office, Members of the Board of Directors of Ithmaar Holding are required to disclose to the Company all interests and relationships which could or might be seen to affect their ability to perform their duties as Board members. Any such interests declared shall be recorded in the Board of Directors' register of interests.

Approval of Related Party Transactions

All related party transactions are approved by the Board of Directors.

Where applicable, persons who have interests in the transaction under discussion abstain from voting on the approval of the proposed related party transaction, except where the transaction is required as part of the reorganisation.

Approval of a transaction shall be considered irrespective of the settlement method, whether settled in cash or otherwise.

Certain related party transactions may require advance notice to and approval by the CBB and/or any other applicable regulatory authority as per the CBB rulebook.

In particular, the Board members of Ithmaar Holding disclose all relevant information which might give rise to a conflict of interest, or a perceived conflict of interest. Each Board member informs the Company when there are changes in his/her interests, and the register of interests is updated at least on an annual basis.

During 2021, Board members having conflict of interests in the transaction under discussion abstained from voting on the approval of the proposed related party transaction, except where the transaction is required as part of the reorganisation.

Compliance, Anti Money Laundering and Internal Controls

Compliance risk is the risk of legal or regulatory sanctions, material financial loss, or loss of reputation a company may suffer as a result of its failure to comply with laws, regulations, directives, directions, reporting requirements and codes of conduct, including the internal code of conduct.

The Compliance Management Policy sets the compliance framework for managing compliance risks within Ithmaar through setting the roles and responsibilities of the Board of Directors, the Senior Management and the Compliance function staff, as well as formalising the independence and effectiveness of the Compliance function and the reporting line of the Compliance Officer. The compliance function follows a risk-based approach to compliance Risk Management, in accordance with the Compliance plan approved by the Audit, Governance and Risk Management Committee of the Board.

The Company's management ensures that business is conducted in conformity with high ethical standards and is in compliance with all applicable laws and regulations. The Compliance Officer has the duty of promoting a sound compliance culture across the organisation through effective training, supported by periodic compliance testing to identify areas of improvement.

Furthermore, the Compliance function communicates matters of interest from a compliance perspective across the organisation in order to ensure that Senior Management and other personnel are aware of the applicable regulatory requirements, and implications thereof, in order to achieve a consistently high level of compliance across the Company's operations.

Ithmaar Holding complies with Bahrain's relevant legislations on AML/CFT, CBB rules and the guidance of the Financial Crime Module which is based on the principles of the Financial Action Task Force's (FATF) 40 recommendations and the Basel Committee on Banking Supervision Paper.

Consolidated Financial Statements

For the year ended 31 December 2021

Contents

| | |
|---|----|
| Report of the Sharia Supervisory Board | 33 |
| Directors’ Report | 35 |
| Independent Auditor’s Report | 38 |
| Consolidated Statement of Financial Position | 46 |
| Consolidated Income Statement | 47 |
| Consolidated Statement of Changes in Owners’ Equity | 48 |
| Consolidated Statement of Cash Flows | 49 |
| Consolidated Statement of Changes in Restricted Investment Accounts | 50 |
| Notes to the Consolidated Financial Statements | 51 |

Report of the Sharia Supervisory Board

In the Name of Allah, the Beneficent, the Merciful

Report of the Sharia Supervisory Board on the activities of Ithmaar Holding B.S.C. and subsidiaries for the Financial Year from 1 January 2021 until 31 December 2021, corresponding to the Year from 17 Jumada Al-Ula 1442 H until 27 Jumada Al-Ula 1443 H.

Praise be to Allah, the Lord of the worlds, and peace and blessings be upon our Master, Mohammed, the leader of Prophets and Messengers, and upon his scion and companions, and upon those who follow his guidance until the Day of Judgment.

The Sharia Supervisory Board of Ithmaar Holding B.S.C. and its subsidiaries ("Ithmaar") performed the following during the financial year ended 31 December 2021:

1. Issued fatwas and Sharia resolutions related to Ithmaar's products and activities through Ithmaar's Sharia Coordination and Implementation Department and followed its execution through Internal Sharia Audit Department while also guiding different departments towards implementing Sharia-compliant transactions.
2. Studied different mechanisms of financing, investment and mudaraba accounts and prepared its documents with the concerned departments that develop and market products.
3. Examined the accounts, records and transactions and auditing some of their samples through Internal Sharia Audit Department as per established sharia auditing standards.
4. Reviewed the report of the External Shariah Auditor and took his observations into consideration.
5. Examined sources of income and expenditures through reviewing the consolidated statements of financial position, income statement and Ithmaar's overall banking activities.

We have reviewed the principles and contracts relating to transactions and products that has been executed by Ithmaar during the year ended 31 December 2021. We have also conducted the required inspections to provide our opinion on whether Ithmaar had complied with the provisions and principles of Islamic Sharia, as well as fatwas, resolutions and specific guidance that was issued by us, resolutions of the Centralized Sharia Council and the regulations and instructions issued by the Central Bank of Bahrain.

The management is responsible for ensuring that Ithmaar operates in accordance with the provisions and principles of Islamic Sharia. Our responsibility is to express an independent opinion based on our observations of Ithmaar's operations, and prepare a report to this effect.

In view of the above the Sharia Supervisory Board hereby resolves as follows:

With regard to Ithmaar's business in general:

- a. Ithmaar's overall operations and activities were conducted in full compliance with the principles and provisions of Islamic Sharia and in accordance with the Sharia Supervisory Board - approved standard contracts.
- b. Mudaraba profit and loss distribution reserve is in-compliance with the principles and provisions of Islamic Sharia.
- c. Income generated from non-sharia compliant investments of the conventional assets transferred to Ithmaar when Shamil Bank merged with Ithmaar Bank in 2010, these have been identified, disclosed and published to the shareholders in Note (41) of the Consolidated Financial Statements, and the Sharia Supervisory Board directs Ithmaar towards continuous correction of the status of these investments.
- d. Zakat is calculated in accordance to Sharia Standard on Zakat issued by the Accounting and Auditing Organization for Islamic Financial Institutions (AAOIFI). Shareholders are responsible for payment of Zakat on their shares.

Report of the Sharia Supervisory Board (Continued)

Non-sharia compliant income:

To ensure compliance with the Fatwas and previous Directions of the Sharia Supervisory Board relating to conventional assets transferred to Ithmaar in 2010, the Sharia Supervisory Board has reviewed the consolidated income statement of Ithmaar for the year ended 31 December 2021 and has satisfied itself that Ithmaar has appropriately disclosed the income and expenses arising from the conventional assets and liabilities in Note (41). Accordingly, the Sharia Supervisory Board guides the shareholders of Ithmaar to dispose of impermissible earnings which has been calculated, in the current year's financial statements, at 2.70 US cents per share.

We pray to Almighty Allah to grant success to Ithmaar Holding and whom are responsible and grant them success for everything He pleases. May peace and blessings be upon our Master, Mohammed, and upon his scion and companions.

This report has been issued on 27 Jumada Al-Akhirah 1443, 30 January 2022.



His Eminence Shaikh Osama Bahar
Member



His Eminence Shaikh Mohsin Al-Asfoor
Member



His Eminence Shaikh Nizam Yacooby
Deputy Chairman

Directors' Report

For the year ended 31 December 2021

The Directors submit their report dealing with the activities of Ithmaar Holding B.S.C. ("Ithmaar") for the year ended 31 December 2021, together with the audited consolidated financial statements of Ithmaar and its subsidiaries (collectively the "Group") for the year then ended.

Principal activities

Ithmaar Holding B.S.C directly owns two major subsidiaries, Ithmaar Bank B.S.C (C) (Ithmaar Bank), an Islamic retail bank subsidiary which holds the core retail banking business, and IB Capital B.S.C (C), an Islamic investment subsidiary which holds investments and other non-core assets. The two subsidiaries are licensed and regulated by the Central Bank of Bahrain.

The principal activities of the Group are a wide range of financial services, including retail, commercial, asset management, private banking, takaful and real estate development.

Consolidated financial position and results

The consolidated financial position of the Group as at 31 December 2021, together with the consolidated results for the year then ended is set out in the accompanying consolidated financial statements.

The Group has reported a net profit of \$60.3 million for the year ended 31 December 2021, as compared to a net loss of \$21.5 million for 2020. The net profit attributable to the equity holders of the Group is \$38.6 million for 2021, as compared to a net loss of \$41.7 million for 2020. Total assets at 31 December 2021 amounted to \$9,032.8 million (31 December 2020: \$8,383.7 million).

During January 2022, Ithmaar Holding agreed in-principle with Al Salam Bank B.S.C. (Al Salam) on the acquisition of the consumer banking business of Ithmaar Bank, and Ithmaar Holdings' ownership stake in both Bank of Bahrain and Kuwait B.S.C, and Solidarity Group Holding. This announcement followed the execution of a non-legally binding Memorandum of Understanding (MoU) between the two entities in October 2021. The transaction remains subject to the approval of Ithmaar Holding's shareholders and the signing of definitive agreements.

Directors

The following served as Directors of Ithmaar during the year ended 31 December 2021:

HRH Prince Amr Mohammed Al-Faisal (Chairman)

Tunku Yaacob Khyra

Governor Abdelhamid Mohamed Aboumoussa

Sheikh Zamil Abdullah Al-Zamil

Mr. Mohammed A. Rahman Bucheerei

Mr. Abdullellah Ebrahim Al-Qassimi

Dr. Amani Khaled Bouresli

Sheikh Mohamed Abdullah El Khereiji

Ms. Elham Ebrahim Hassan

Mr. Omar Abdi Ali

Directors' & Executive Management Remuneration

In accordance with the provisions of the Commercial Companies Law No. (21) of 2001 and its amendments, and pursuant to the provisions of Article No. (188) of the Commercial Companies Law and Article No. (125) of the Executive Regulations of Resolution No. (3) for the year 2022, the table below shows the remuneration of members of the Board of Directors and the Executive Management for the fiscal year ended 31 December 2021.

Directors' Report (continued)

Board of Directors' Remuneration Details:

| Name | Fixed remunerations | | | | | Variable remunerations | | | | | End-of-service award | Aggregate amount (Does not include expense allowance) | Expenses Allowance |
|---|---------------------------------------|--|----------|----------|----------------|---------------------------------------|----------|-----------------|----------|----------|----------------------|--|--------------------|
| | Remunerations of the chairman and BOD | Total allowance for attending Board and committee meetings | Salaries | Others* | Total | Remunerations of the chairman and BOD | Bonus | Incentive plans | Others** | Total | | | |
| Independent Directors | | | | | | | | | | | | | |
| 1. Dr. Amani Khaled Bouresli | - | 20,358 | - | - | 20,358 | - | - | - | - | - | - | 20,358 | - |
| 2. Ms. Elham Ebrahim Hassan | - | 20,358 | - | - | 20,358 | - | - | - | - | - | - | 20,358 | - |
| 3. Mr. Abdulellah Ebrahim Al-Qassimi | - | 22,620 | - | - | 22,620 | - | - | - | - | - | - | 22,620 | - |
| 4. Tunku Yaacob Khyra | - | 13,572 | - | - | 13,572 | - | - | - | - | - | - | 13,572 | - |
| 5. Sheikh Zamil Abdullah Al-Zamil | - | 13,572 | - | - | 13,572 | - | - | - | - | - | - | 13,572 | - |
| Non-Executive Directors: | | | | | | | | | | | | | |
| 1. HRH Prince Amr Mohammed Al-Faisal | - | 11,310 | - | - | 11,310 | - | - | - | - | - | - | 11,310 | - |
| 2. Mr. Omar Abdi Ali | - | 11,310 | - | - | 11,310 | - | - | - | - | - | - | 11,310 | - |
| 3. Sheikh Mohamed Abdullah El Kherei | - | 11,310 | - | - | 11,310 | - | - | - | - | - | - | 11,310 | - |
| Executive Directors: | | | | | | | | | | | | | |
| 1. Governor Abdelhamid Mohamed Aboumoussa | - | 11,310 | - | - | 11,310 | - | - | - | - | - | - | 11,310 | - |
| 2. Mr. Mohammed A. Rahman Bucheerei | - | 11,310 | - | - | 11,310 | - | - | - | - | - | - | 11,310 | - |
| Total | - | 147,030 | - | - | 147,030 | - | - | - | - | - | | 147,030 | - |

Note: All amounts Expressed in Bahraini Dinars

Other remunerations:

* It includes in-kind benefits – specific amount - remuneration for technical, administrative and advisory works (if any).

** It includes the board member's share of the profits - Granted shares (insert the value) (if any).

Note:

1. The Bank does not have any variable remuneration payments, end of service benefits, or expense allowances paid to its directors. Further there is no remuneration proposed for the year.

2. Board remuneration represents payments made during the year 2021 based on the approval of the Annual General Meeting dated 28 March 2021.

Executive management remuneration details:

| Executive management | Total paid salaries and allowances | Total paid remuneration (Bonus) | Any other cash/ in kind remuneration for 2021 | Aggregate Amount |
|---|------------------------------------|---------------------------------|---|------------------|
| Top 6 remunerations for executives, including CEO* and Senior Financial Officer** | - | - | - | - |

Note:

1. All amounts Expressed in Bahraini Dinars

2. There are no salaries, allowances or rewards for the executive management due to the nature of the holding company.

* The highest authority in the executive management of the company, the name may vary: (CEO, President, General Manager (GM), Managing Director...etc).

** The company's highest financial officer (CFO, Finance Director, ...etc)

Directors' Report (continued)

Interests of Directors

The interests of the Directors in the shares of Ithmaar are disclosed below:

| Name | Number of Shares | |
|--|------------------|------------------|
| | 31 December 2021 | 31 December 2020 |
| HRH Prince Amr Mohammed Al-Faisal | 106,100 | 106,100 |
| Tunku Yaacob Khyra | 106,100 | 106,100 |
| Governor Abdelhamid Mohamed Aboumoussa | 106,100 | 106,100 |
| Sheikh Zamil Abdullah Al-Zamil | 205,000 | 205,000 |
| Mr. Mohammed A. Rahman Bucheerei | 105,600 | 105,600 |
| Mr. Abdullellah Ebrahim Al-Qassimi | 106,100 | 106,100 |
| Dr. Amani Khaled Bouresli | - | - |
| Sheikh Mohamed Abdullah El Khereiiji | - | - |
| Ms. Elham Ebrahim Hassan | - | - |
| Mr. Omar Abdi Ali | - | - |


Dividend

No dividend has been proposed for 2021 (2020: Nil).

Auditors

The auditors, PricewaterhouseCoopers ME Limited, have expressed their willingness to be reappointed as auditors of Ithmaar for the year ending 31 December 2022.

By order of the Board of Directors



HRH Prince Amr Mohamed Al Faisal

Chairman

14 February 2022

Independent Auditor's Report

To the Shareholders of Ithmaar Holding B.S.C.



Independent Auditor's Report to the Shareholders of Ithmaar Holding B.S.C.

Report on the audit of the consolidated financial statements

Our opinion

In our opinion, the accompanying consolidated financial statements present fairly, in all material respects, the consolidated financial position of Ithmaar Holding Company B.S.C. ("Ithmaar") and its subsidiaries (the "Group") as at 31 December 2021, its consolidated financial performance, consolidated cash flows and consolidated statement of changes in restricted investment accounts, for the year then ended in accordance with the Financial Accounting Standards issued by the Accounting and Auditing Organisation for Islamic Financial Institutions ("AAOIFI") as modified by the Central Bank of Bahrain ("CBB").

What we have audited

The Group's consolidated financial statements comprise:

- the consolidated statement of financial position as at 31 December 2021;
- the consolidated income statement for the year then ended;
- the consolidated statement of changes in owners' equity for the year then ended;
- the consolidated statement of cash flows for the year then ended;
- the consolidated statement of changes in restricted investment accounts for the year then ended;
- and
- the notes to the consolidated financial statements, which include significant accounting policies and other explanatory information.

Basis for opinion

We conducted our audit in accordance with the Auditing Standards for Islamic Financial Institutions issued by AAOIFI. Our responsibilities under those standards are further described in the *Auditor's responsibilities for the audit of the consolidated financial statements* section of our report.

We believe that the audit evidence we have obtained is sufficient and appropriate to provide a basis for our opinion.

Independence

We are independent of the Group in accordance with AAOIFI's Code of Ethics for Accountants and Auditors of Islamic Financial Institutions (AAOIFI Code) and the ethical requirements that are relevant to our audit of the consolidated financial statements in the Kingdom of Bahrain. We have fulfilled our other ethical responsibilities in accordance with these requirements and the AAOIFI Code.

PricewaterhouseCoopers M.E Limited, Office no. 4701, Building no. 1459, Road no. 4626,
Block no. 346, P.O. Box 60771, Manama/Sea Front, Kingdom of Bahrain, Floor 47, West Tower,
Bahrain Financial Harbour, T: +973 17 118800, F: +973 17 540556, www.pwc.com/me, CR no. 47378

Independent Auditor's Report (continued)

To the Shareholders of Ithmaar Holding B.S.C.



Independent Auditor's Report to the Shareholders of Ithmaar Holding B.S.C. (continued)

Report on the audit of the consolidated financial statements (continued)

Our audit approach

Overview

| | |
|--------------------------|---|
| Key audit matters | <ul style="list-style-type: none">• Impairment and credit losses on financing facilities, including impacts of COVID-19 pandemic• Planned disposal and application of IFRS 5• Board of Directors' assessment of the preparation of the consolidated financial statements on a going concern basis |
|--------------------------|---|

As part of designing our audit, we determined materiality and assessed the risks of material misstatement in the consolidated financial statements. In particular, we considered where the Board of Directors made subjective judgements; for example, in respect of significant accounting estimates that involved making assumptions and considering future events that are inherently uncertain. As in all of our audits, we also addressed the risk of management override of internal controls, including among other matters consideration of whether there was evidence of bias that represented a risk of material misstatement due to fraud.

We tailored the scope of our audit in order to perform sufficient work to enable us to provide an opinion on the consolidated financial statements as a whole, taking into account the structure of the Group, the accounting processes and controls, and the industry in which the Group operates.

Key audit matters

Key audit matters are those matters that, in our professional judgment, were of most significance in our audit of the consolidated financial statements of the current year. These matters were addressed in the context of our audit of the consolidated financial statements as a whole, and in forming our opinion thereon, and we do not provide a separate opinion on these matters. For each matter below, our description of how our audit addressed the matter is provided in that context.

Independent Auditor's Report (continued)

To the Shareholders of Ithmaar Holding B.S.C.



Independent Auditor's Report to the Shareholders of Ithmaar Holding B.S.C. (continued)

Report on the audit of the consolidated financial statements (continued)

Our audit approach (continued)

Key audit matters (continued)

| Key audit matter | How our audit addressed the Key audit matter |
|--|---|
| <p>Impairment and credit losses on financing facilities, including impacts of COVID-19 pandemic</p> <p>Impairment allowances represent the Board of Directors' best estimate of the credit losses arising including due to the COVID-19 pandemic downturn. As described in the summary of significant accounting policies to the Group's consolidated financial statements, the impairment losses have been determined in accordance with FAS 30.</p> <p>We focused on this area because the Board of Directors makes complex and subjective judgements over amount and timing of recognition of impairment to capture the recent developments in the financing facilities including the impact of COVID-19 pandemic, such as:</p> <ul style="list-style-type: none"> • Update factors including GDP and oil prices. • Determining criteria for significant increase in credit risk. • Choosing appropriate models and assumptions for the measurement of Expected Credit Losses (ECL) including Probability of default (PD), Loss Given Default (LGD), and Exposure at Default (EAD). • Adjustments to models based on weighting assigned to base case, upside and downside scenarios. • Establishing groups of similar assets for the purpose of measuring the ECL. • Determining disclosure requirements in accordance with FAS 30. <p>The Group's financing facilities that are subject to credit risk, included financing assets amounting to USD 4,008.5 million and off-balance sheet exposures amounting to USD 2,290.8 million as at 31 December 2021, which are material to the Group. Information on the credit risk including Group's credit risk management is provided in note 37 to the Group's consolidated financial statements.</p> | <p>Our audit procedures included the following:</p> <ul style="list-style-type: none"> • We assessed and tested a sample of key controls around origination and approval of financing facilities and monitoring of credit exposure and impairment calculation; • We evaluated the appropriateness of the Group's impairment provisioning policy in accordance with the requirements of FAS 30; • We used our experts to independently assess the reasonableness of the ECL methodology developed and applied by the Board of Directors including model risk parameters (PD, LGD, and EAD), forward-looking information, associated weighting, and staging analysis particularly in the context of COVID-19 pandemic and its implications; • We obtained an understanding and on a sample basis tested the completeness and accuracy of the data sets used for the ECL calculation. • We tested a sample of financing facilities to determine the appropriateness and application of staging criteria; • We obtained samples of the latest available credit reviews and checked that they include appropriate assessment and documentation of borrowers' ability to meet repayment obligations (principal, profit, and fees), in light with the ongoing COVID-19 pandemic. • We independently assessed the appropriateness of provisioning assumptions on a sample of Stage 3 exposures. An independent view was formed on the levels of provisions recognised, based on the detailed loan and counterparty information available in the credit files; and • We evaluated the adequacy of the consolidated financial statements disclosures to determine if they were in accordance with the requirements of FAS 30. |

Independent Auditor's Report (continued)

To the Shareholders of Ithmaar Holding B.S.C.



Independent Auditor's Report to the Shareholders of Ithmaar Holding B.S.C. (continued)

Report on the audit of the consolidated financial statements (continued)

Our audit approach (continued)

Key audit matters (continued)

Planned disposal and application of IFRS 5

On 27 January 2022, Ithmaar and Al Salam Bank B.S.C. have agreed to the acquisition of a group of assets by Al Salam Bank from Ithmaar. The group of assets included in the acquisition consists of the consumer banking business in Bahrain of Ithmaar wholly owned subsidiary, Ithmaar Bank B.S.C. (c) ("Ithmaar Bank"), the entire indirect underlying shareholdings of Ithmaar in Bank of Bahrain and Kuwait B.S.C. and Solidarity Group Holding (the "transaction"). The transaction remains subject to the requisite approvals and the signing of definitive agreements.

The Board of Directors determined that the criteria of IFRS 5 were not met and the related activities should not be presented as held-for-sale and discontinued operations as at 31 December 2021. As a result, this transaction has been considered by the Board of Directors as a non adjusting event in these consolidated financial statements.

We considered the accounting treatment in the consolidated financial statements of this event as a key audit matter because of:

- The size and complexity of the transaction; and
- The judgment involved in the assessment of IFRS 5 applicability.

Refer to note 43 to the consolidated financial statements.

Our audit procedures included the following:

- We reviewed and challenged the Board of Directors assessment against the relevant criterias of IFRS 5;
- We read and reviewed the Board of Directors' minutes of meetings to evaluate and determine the appropriate treatment of the transaction in accordance with IFRS 5 requirements;
- We held meetings and performed inquiries with the entity's executive management to obtain an understanding of the disposal process as well as the potential particularities and contingencies of the transaction; and
- We assessed the appropriateness and completeness of the related disclosures in the consolidated financial statements.

Independent Auditor's Report (continued)

To the Shareholders of Ithmaar Holding B.S.C.



Independent Auditor's Report to the Shareholders of Ithmaar Holding B.S.C. (continued)

Report on the audit of the consolidated financial statements (continued)

Our audit approach (continued)

Key audit matters (continued)

| | |
|---|---|
| <p>Board of Directors' assessment of the preparation of the consolidated financial statements on a going concern basis</p> <p>The Group's consolidated equity improved by USD 23 million from USD 14.8 million as at 31 December 2020 to USD 37.8 million as at 31 December 2021. Furthermore, the Group is reliant, for its liquidity requirements, on deposits aggregating to USD 631.5 million as at 31 December 2021 from counterparties who are currently located in a country sanctioned under US measures. As a result, these deposits are currently frozen.</p> <p>In light of the above conditions, the Board of Directors has assessed the appropriateness of preparing the consolidated financial statements on a going concern basis.</p> <p>In assessing the appropriateness of the going concern basis, the Board of Directors has considered the impact of the transaction with Al Salam Bank on the Group's financial positions and the Group's consolidated financial and cash flow projections for a 12 month period from the date of issuance of the consolidated financial statements.</p> <p>We considered this to be a key audit matter as the assessment required the use of significant judgment.</p> <p>Refer to note 1.1 to the consolidated financial statements.</p> | <p>Our audit procedures included the following:</p> <ul style="list-style-type: none">• We obtained and assessed the Board of Directors detailed consolidated financial and cash flow projections for a period of 12 months from the date of issuance of the consolidated financial statements;• We tested the mathematical accuracy of the calculations included within consolidated financial and cash flow projections;• We evaluated the appropriateness of the key assumptions used in the consolidated financial and cash flow projections including the impact on the liquidity of the Group arising from the partial withdrawal of the sanctioned deposits;• We performed a sensitivity analysis over the Group's financial and cash flow projections for the going concern assessment period; and• We assessed the appropriateness and completeness of the related disclosures in the consolidated financial statements. |
|---|---|

Independent Auditor's Report (continued)

To the Shareholders of Ithmaar Holding B.S.C.



Independent Auditor's Report to the Shareholders of Ithmaar Holding B.S.C. (continued)

Report on the audit of the consolidated financial statements (continued)

Other information

The Board of Directors is responsible for the other information. The other information comprises the Directors' report and the Report of the Sharia Supervisory Board (but does not include the consolidated financial statements and our auditor's report thereon), which we obtained prior to the date of this auditor's report and the Annual Report which is expected to be made available to us after that date.

Our opinion on the consolidated financial statements does not cover the other information and we do not and will not express any form of assurance conclusion thereon.

In connection with our audit of the consolidated financial statements, our responsibility is to read the other information identified above and, in doing so, consider whether the other information is materially inconsistent with the consolidated financial statements or our knowledge obtained in the audit, or otherwise appears to be materially misstated.

If, based on the work we have performed on the other information that we obtained prior to the date of this auditor's report, we conclude that there is a material misstatement of this other information, we are required to report that fact. We have nothing to report in this regard.

When we read the Annual Report, if we conclude that there is a material misstatement therein, we are required to communicate the matter to the Board of Directors.

Responsibilities of the Board of Directors for the consolidated financial statements

These consolidated financial statements and the Group's undertaking to operate in accordance with Islamic Sharia Rules and Principles are the responsibility of the Group's Board of Directors.

The Board of Directors is responsible for the preparation and fair presentation of the consolidated financial statements in accordance with the FAS as modified by CBB and the Bahrain Commercial Companies Law number (21) of 2001, as amended (the Commercial Companies Law), CBB Rulebook (Volume 4 and applicable provisions of Volume 6) and for such internal control as the Board of Directors determines is necessary to enable the preparation of the consolidated financial statements that are free from material misstatement, whether due to fraud or error.

In preparing the consolidated financial statements, the Board of Directors is responsible for assessing the Group's ability to continue as a going concern, disclosing, as applicable, matters related to going concern and using the going concern basis of accounting unless the Board of Directors either intends to liquidate the Group or to cease operations, or has no realistic alternative but to do so.

Independent Auditor's Report (continued)

To the Shareholders of Ithmaar Holding B.S.C.



Independent Auditor's Report to the Shareholders of Ithmaar Holding B.S.C. (continued)

Report on the audit of the consolidated financial statements (continued)

Auditor's responsibilities for the audit of the consolidated financial statements

Our objectives are to obtain reasonable assurance about whether the consolidated financial statements as a whole are free from material misstatement, whether due to fraud or error, and to issue an auditor's report that includes our opinion. Reasonable assurance is a high level of assurance but is not a guarantee that an audit conducted in accordance with Auditing Standards for Islamic Financial Institutions issued by AAOIFI will always detect a material misstatement when it exists. Misstatements can arise from fraud or error and are considered material if, individually or in the aggregate, they could reasonably be expected to influence the economic decisions of users taken on the basis of these consolidated financial statements.

As part of an audit in accordance with the Auditing Standards for Islamic Financial Institutions issued by AAOIFI, we exercise professional judgment and maintain professional skepticism throughout the audit. We also:

- Identify and assess the risks of material misstatement of the consolidated financial statements, whether due to fraud or error, design and perform audit procedures responsive to those risks, and obtain audit evidence that is sufficient and appropriate to provide a basis for our opinion. The risk of not detecting a material misstatement resulting from fraud is higher than for one resulting from error, as fraud may involve collusion, forgery, intentional omissions, misrepresentations, or the override of internal control.
- Obtain an understanding of internal control relevant to the audit in order to design audit procedures that are appropriate in the circumstances, but not for the purpose of expressing an opinion on the effectiveness of the Group's internal control.
- Evaluate the appropriateness of accounting policies used and the reasonableness of accounting estimates and related disclosures made by the Board of Directors.
- Conclude on the appropriateness of the Board of Directors' use of the going concern basis of accounting and, based on the audit evidence obtained, whether a material uncertainty exists related to events or conditions that may cast significant doubt on the Group's ability to continue as a going concern. If we conclude that a material uncertainty exists, we are required to draw attention in our auditor's report to the related disclosures in the consolidated financial statements or, if such disclosures are inadequate, to modify our opinion. Our conclusions are based on the audit evidence obtained up to the date of our auditor's report. However, future events or conditions may cause the Group to cease to continue as a going concern.
- Evaluate the overall presentation, structure and content of the consolidated financial statements, including the disclosures, and whether the consolidated financial statements represent the underlying transactions and events in a manner that achieves fair presentation.
- Obtain sufficient appropriate audit evidence regarding the financial information of the entities or business activities within the Group to express an opinion on the consolidated financial statements. We are responsible for the direction, supervision and performance of the Group audit. We remain solely responsible for our audit opinion.

We communicate with the Board of Directors regarding, among other matters, the planned scope and timing of the audit and significant audit findings, including any significant deficiencies in internal control that we identify during our audit.

We also provide the Board of Directors with a statement that we have complied with relevant ethical requirements regarding independence and to communicate with them all relationships and other matters that may reasonably be thought to bear on our independence, and where applicable, actions taken to eliminate threats or safeguards applied.

Independent Auditor's Report (continued)

To the Shareholders of Ithmaar Holding B.S.C.



Independent Auditor's Report to the Shareholders of Ithmaar Holding B.S.C. (continued)

Report on the audit of the consolidated financial statements (continued)

Auditors' responsibilities for the audit of the consolidated financial statements (continued)

From the matters communicated with the Board of Directors, we determine those matters that were of most significance in the audit of the consolidated financial statements of the current year and are therefore the key audit matters. We describe these matters in our auditor's report unless law or regulation precludes public disclosure about the matter or when, in extremely rare circumstances, we determine that a matter should not be communicated in our report because the adverse consequences of doing so would reasonably be expected to outweigh the public interest benefits of such communication.

Report on other legal and regulatory and Sharia requirements

As required by the Commercial Companies Law and the CBB Rulebook (Volume 4), we report the followings:

- i. Ithmaar has maintained proper accounting records and the consolidated financial statements are in agreement therewith.
- ii. The financial information contained in the Directors' report and the Report of the Sharia Supervisory Board is consistent with the consolidated financial statements.
- iii. Except for the matter described below in connection with the non-compliance with Article 64(7) of Ithmaar's articles of association, nothing has come to our attention which causes us to believe that Ithmaar has, during the year, breached any of the applicable provisions of the Commercial Companies Law, CBB and the Financial Institutions Law, CBB Rulebook (Volume 4 and applicable provisions of Volume 6) and CBB directives, rules and procedures of the Bahrain Bourse or the items of its Memorandum and Articles of Association that would have a material adverse effect on its activities for the year ended 31 December 2021 or its financial position as at that date.
 - Ithmaar has lost its reserves and more than three quarters of its capital and the Chairman or Deputy Chairman of the Board of Directors did not summon an extraordinary general meeting of the Shareholders in order to resolve whether to dissolve Ithmaar, reduce the capital or take other suitable measures which is a non-compliance with Article 64(7) of its articles of association. Refer to note 1.1 for further details.
- iv. Satisfactory explanations and information have been provided to us by the Board of Directors in response to all our requests.

Further, we report that Ithmaar has complied with the Islamic Sharia Principles and Rules as determined by the Sharia Supervisory Board of the Group during the period under audit.

The engagement partner on the audit resulting in this independent auditor's report is Elias Abi Nakhoul.

A blue ink signature of Elias Abi Nakhoul, written in a cursive style.


PricewaterhouseCoopers M.E Limited
Partner's registration number: 196
Manama, Kingdom of Bahrain
14 February 2022

Consolidated Statement of Financial Position

(Expressed in thousands of United States Dollars unless otherwise stated)

| | Notes | At 31 December 2021 (Audited) | At 31 December 2020 (Audited) |
|--|-------|-------------------------------------|-------------------------------------|
| ASSETS | | | |
| Cash and balances with banks and central banks | 3 | 545,116 | 650,798 |
| Commodity and other placements with banks, financial and other institutions | 4 | 249,569 | 280,100 |
| Murabaha and other financings | 5 | 2,190,974 | 2,405,755 |
| Musharaka financing | 6 | 1,425,743 | 929,496 |
| Sukuk and investment securities | 7 | 2,524,742 | 2,157,179 |
| Investment in associates | 8 | 676,933 | 623,161 |
| Assets acquired for leasing | 9 | 391,820 | 385,534 |
| Insurance and related receivables | 10 | 103,474 | 101,107 |
| Other assets | 12 | 180,624 | 151,459 |
| Investment in real estate | 13 | 256,319 | 256,304 |
| Development properties | 14 | 233,235 | 272,018 |
| Fixed assets | 15 | 171,774 | 81,307 |
| Intangible assets | 16 | 82,466 | 89,447 |
| Total assets | | 9,032,789 | 8,383,665 |
| LIABILITIES, EQUITY OF UNRESTRICTED INVESTMENT ACCOUNTHOLDERS, MINORITY INTEREST AND OWNERS' EQUITY | | | |
| Customers' current accounts | 17 | 1,903,979 | 1,753,006 |
| Due to banks, financial and other institutions | 18 | 1,367,702 | 1,114,914 |
| Due to investors | 19 | 1,114,187 | 1,364,020 |
| Other liabilities | 20 | 453,276 | 372,785 |
| Insurance related reserves | 11 | 129,734 | 123,167 |
| Total liabilities | | 4,968,878 | 4,727,892 |
| Equity of unrestricted investment accountholders | 21 | 3,751,697 | 3,363,636 |
| Minority interest | 22 | 274,452 | 277,375 |
| Total liabilities, equity of unrestricted investment accountholders and minority interest | | 8,995,027 | 8,368,903 |
| Share capital | 23 | 757,690 | 757,690 |
| Treasury shares | 23 | (30,149) | (30,149) |
| Reserves | | 109,009 | 121,018 |
| Accumulated losses | | (798,788) | (833,797) |
| Total owners' equity | | 37,762 | 14,762 |
| Total liabilities, equity of unrestricted investment accountholders, minority interest and owners' equity | | 9,032,789 | 8,383,665 |

These consolidated financial statements were approved by the Board of Directors on 14 February 2022 and signed on its behalf by:



HRH Prince Amr Mohamed Al Faisal
Chairman



Elham Hasan
Director



Ahmed Abdul Rahim
CEO


The notes 1 to 43 on pages 51 to 111 form an integral part of the consolidated financial statements.

Consolidated Income Statement

(Expressed in thousands of United States Dollars unless otherwise stated)

| | Notes | Year ended | |
|--|---------|----------------------------------|----------------------------------|
| | | 31 December 2021 (Audited) | 31 December 2020 (Audited) |
| INCOME | | | |
| Income from assets financed by unrestricted investment account holders | | 301,047 | 242,980 |
| Less: return to unrestricted investment accounts and impairment provisions | | (159,181) | (147,626) |
| Group's share of income from unrestricted investment accounts as a Mudarib | | 141,866 | 95,354 |
| Income from murabaha and other financings | 25 | 61,472 | 116,005 |
| Share of profit from associates | 8 | 36,453 | 30,978 |
| Income from other investments | 26 | 117,572 | 147,343 |
| Other income | 27 | 102,548 | 75,856 |
| Total income | | 459,911 | 465,536 |
| Less: profit paid to banks, financial and other institutions – net | | (152,202) | (196,256) |
| Operating income | | 307,709 | 269,280 |
| EXPENSES | | | |
| Administrative and general expenses | 28 | (208,764) | (202,615) |
| Depreciation and amortization | 9,15,16 | (35,914) | (32,616) |
| Total expenses | | (244,678) | (235,231) |
| Net income before provision for impairment and overseas taxation | | 63,031 | 34,049 |
| Reversal of/(provision for) impairment - net | 29 | 27,408 | (28,690) |
| Net income before overseas taxation | | 90,439 | 5,359 |
| Overseas taxation | 30 | (30,115) | (26,838) |
| NET PROFIT/(LOSS) FOR THE YEAR | | 60,324 | (21,479) |
| Attributable to: | | | |
| Equity holders of the Ithmaar | | 38,603 | (41,719) |
| Minority interests | 22 | 21,721 | 20,240 |
| | | 60,324 | (21,479) |
| Basic and diluted earnings/(losses) per share | 24 | US Cts 1.33 | US Cts (1.43) |

These consolidated financial statements were approved by the Board of Directors on 14 February 2022 and signed on its behalf by:



HRH Prince Amr Mohamed Al Faisal
Chairman



Elham Hasan
Director



Ahmed Abdul Rahim
CEO

The notes 1 to 43 on pages 51 to 111 form an integral part of the consolidated financial statements.

Consolidated Statement of Changes in Owners' Equity

for the year ended 31 December 2021 and 2020

(Expressed in thousands of United States Dollars unless otherwise stated)

| | Reserves | | | | | | | | | | Total reserves | Accumulated losses | Total owners' equity |
|---|---------------|-----------------|---------------|-------------------|-----------------|--------------------------------|-----------------|--|------------------------------|----------|----------------|--------------------|----------------------|
| | Share capital | Treasury shares | Share premium | Statutory reserve | General reserve | Investments fair value reserve | Hedging reserve | Investment in real estate fair value reserve | Foreign currency translation | | | | |
| At 1 January 2021 (Audited) | 757,690 | (30,149) | 149,085 | 38,485 | 50,727 | (4,216) | (7,324) | 4,491 | (110,230) | 121,018 | (833,797) | 14,762 | |
| Net profit for the year | - | - | - | - | - | - | - | - | - | - | 38,603 | 38,603 | |
| Increase in shareholding of subsidiary | - | - | - | - | - | - | - | - | - | - | 266 | 266 | |
| Transfer to statutory reserve | - | - | - | 3,860 | - | - | - | - | - | 3,860 | (3,860) | - | |
| Movement in fair value of sukuk and investment securities | - | - | - | - | - | (3,161) | - | - | - | (3,161) | - | (3,161) | |
| Movement in hedging reserve (note 37) | - | - | - | - | - | - | 3,743 | - | - | 3,743 | - | 3,743 | |
| Movement in fair value reserves of associates | - | - | - | - | - | 4,712 | - | - | - | 4,712 | - | 4,712 | |
| Foreign currency translation adjustments | - | - | - | - | - | (217) | - | 60 | (21,006) | (21,163) | - | (21,163) | |
| At 31 December 2021 (Audited) | 757,690 | (30,149) | 149,085 | 42,345 | 50,727 | (2,882) | (3,581) | 4,551 | (131,236) | 109,009 | (798,788) | 37,762 | |

| | Reserves | | | | | | | | | | Total reserves | Accumulated losses | Total owners' equity |
|---|---------------|-----------------|---------------|-------------------|-----------------|--------------------------------|-----------------|--|------------------------------|---------|----------------|--------------------|----------------------|
| | Share capital | Treasury shares | Share premium | Statutory reserve | General reserve | Investments fair value reserve | Hedging reserve | Investment in real estate fair value reserve | Foreign currency translation | | | | |
| At 1 January 2020 (Audited) | 757,690 | (30,149) | 149,085 | 38,485 | 50,727 | (14,630) | (3,855) | 4,178 | (109,692) | 114,298 | (746,293) | 95,546 | |
| Adjustments resulting from adoption of FAS 33 (note 7) | - | - | - | - | - | 10,660 | - | - | - | 10,660 | - | 10,660 | |
| At 1 January 2020 (Audited) | 757,690 | (30,149) | 149,085 | 38,485 | 50,727 | (3,970) | (3,855) | 4,178 | (109,692) | 124,958 | (746,293) | 106,206 | |
| Net loss for the year | - | - | - | - | - | - | - | - | - | - | (41,719) | (41,719) | |
| Modification loss net of Government assistance (note 2) | - | - | - | - | - | - | - | - | - | - | (51,443) | (51,443) | |
| Increase in shareholding of subsidiary | - | - | - | - | - | - | - | - | - | - | 5,658 | 5,658 | |
| Movement in fair value of sukuk and investment securities | - | - | - | - | - | (5,223) | - | - | - | (5,223) | - | (5,223) | |
| Movement in hedging reserve (note 37) | - | - | - | - | - | - | (3,469) | - | - | (3,469) | - | (3,469) | |
| Movement in fair value of investment in real estate | - | - | - | - | - | - | - | 1,000 | - | 1,000 | - | 1,000 | |
| Movement in fair value reserves of associates | - | - | - | - | - | 4,994 | - | - | - | 4,994 | - | 4,994 | |
| Foreign currency translation adjustments | - | - | - | - | - | (17) | - | (687) | (538) | (1,242) | - | (1,242) | |
| At 31 December 2020 (Audited) | 757,690 | (30,149) | 149,085 | 38,485 | 50,727 | (4,216) | (7,324) | 4,491 | (110,230) | 121,018 | (833,797) | 14,762 | |

The notes 1 to 43 on pages 51 to 111 form an integral part of the consolidated financial statements.

Consolidated Statement of Cash Flows

(Expressed in thousands of United States Dollars unless otherwise stated)

| | | Year ended | |
|---|---------|-------------------------------|-------------------------------|
| | Notes | 31 December 2021 (Audited) | 31 December 2020 (Audited) |
| OPERATING ACTIVITIES | | | |
| Net income before overseas taxation | | 90,439 | 5,359 |
| Adjustments for: | | | |
| Depreciation and amortization | 8,15,16 | 35,914 | 32,616 |
| Share of profit from associates | 8 | (36,453) | (30,978) |
| (Reversal of)/provision for impairment - net | 29 | (27,408) | 28,690 |
| Income from other investments | | (117,572) | (147,343) |
| Finance cost on net ijarah liability | | 7,617 | - |
| (Gain)/loss on sale of fixed assets (note 27) | | (1,578) | 133 |
| Operating loss before changes in operating assets and liabilities | | (49,041) | (111,523) |
| Increase in balances with banks maturing after ninety days and including with central banks relating to minimum reserve requirement | | 30,867 | 407,060 |
| Changes in operating assets and liabilities: | | | |
| Murabaha and other financings | | 226,949 | (91,872) |
| Musharaka financing | | (725,461) | (313,978) |
| Other assets | | (17,153) | 10,464 |
| Customers' current accounts | | 283,818 | 270,646 |
| Due to banks, financial and other institutions | | 310,398 | (151,515) |
| Due to investors | | (135,938) | (145,070) |
| Other liabilities | | 34,266 | (9,011) |
| Increase in equity of unrestricted investment accountholders | | 496,364 | 572,992 |
| Taxes paid | | (42,316) | (15,162) |
| Net cash provided by operating activities | | 412,753 | 423,031 |
| INVESTING ACTIVITIES | | | |
| Net (increase)/decrease: | | | |
| Assets acquired for leasing | | (6,286) | 7,263 |
| Sukuk and investment securities | | (456,851) | (515,549) |
| Investment in real estate | | 2,130 | (915) |
| Purchase of fixed assets | | (39,484) | (10,230) |
| Dividend received from associates | | 20,139 | 28,649 |
| Net cash used in by investing activities | | (480,352) | (490,782) |
| FINANCING ACTIVITIES | | | |
| Repayment of net Iajrah liability | | (16,421) | - |
| Net cash used in financing activities | | (16,421) | - |
| Foreign currency translation adjustments | | (48,867) | (28,639) |
| Net decrease in cash and cash equivalents | | (132,887) | (96,390) |
| Cash and cash equivalents at the beginning of the year | | 754,107 | 850,497 |
| Cash and cash equivalents at the end of the year | 4 | 621,220 | 754,107 |

Non-cash items:

1. Additions to the fixed assets in relation to the recognition of right of use of assets amounted to \$91.5 million (note 2).
2. Recognition of lease liabilities amounted to \$85.9 million recorded in other liabilities (note 2).
3. Classification of investment securities to investment in associates amounted to \$5.9 million.

The notes 1 to 43 on pages 51 to 111 form an integral part of the consolidated financial statements.

Consolidated Statement of Changes in Restricted Investment Accounts

For the year ended 31 December 2021 and 2020

(Expressed in thousands of United States Dollars unless otherwise stated)

| | At 1 January 2021 | Fair value movements | At 31 December 2021 |
|----------------------------------|-------------------|----------------------|---------------------|
| Shamil Bosphorus Modaraba* | 6,250 | - | 6,250 |
| European Real Estate Placements* | 12,748 | (35) | 12,713 |
| US Real Estate Placements* | 25,236 | - | 25,236 |
| TOTAL | 44,234 | (35) | 44,199 |

* Income/(loss) will be recognised and distributed at the time of disposal of the underlying investments

| | At 1 January 2020 | Fair value movements | At 31 December 2020 |
|----------------------------------|-------------------|----------------------|---------------------|
| Shamil Bosphorus Modaraba* | 6,250 | - | 6,250 |
| European Real Estate Placements* | 14,146 | (1,398) | 12,748 |
| US Real Estate Placements* | 25,236 | - | 25,236 |
| TOTAL | 45,632 | (1,398) | 44,234 |

* Income/(loss) will be recognised and distributed at the time of disposal of the underlying investments

The notes 1 to 43 on pages 51 to 111 form an integral part of the consolidated financial statements.

Notes to the Consolidated Financial Statements

For the year ended 31 December 2021

1. INCORPORATION AND ACTIVITIES

Ithmaar Holding B.S.C. (formerly Ithmaar Bank B.S.C.) (“Ithmaar”) was incorporated in the Kingdom of Bahrain on 13 August 1984 and was licensed as an investment bank regulated by the Central Bank of Bahrain (the “CBB”).

During 2016, shareholders approved the reorganisation of Ithmaar Bank B.S.C at its Extraordinary General Meeting (EGM) held on 28 March 2016 to restructure Ithmaar Bank B.S.C into a holding company and two subsidiaries to segregate core and non-core assets. Effective 2 January 2017, the Bank has been converted in to Ithmaar Holding B.S.C., holding 100% of Ithmaar Bank B.S.C. (c) [retail license] and IB Capital B.S.C. (c) [investment license].

Dar Al-Maal Al-Islami Trust (“DMIT”), a Trust incorporated in the commonwealth of Bahamas is the ultimate parent company of Ithmaar.

The principal activities of Ithmaar and its subsidiaries (collectively the “Group”) are a wide range of financial services, including retail, commercial, investment banking, private banking, takaful and real estate development.

Ithmaar’s activities are regulated by the CBB and are subject to the supervision of Sharia Supervisory Board.

Ithmaar’s shares are listed on the Bahrain Bourse and Dubai Financial Market. During an Ordinary General Meeting on 29 August 2019, the shareholders approved to voluntarily delist from Boursa Kuwait. On 13 September 2020, the Capital Market Authority, in Kuwait, rejected Ithmaar’s application for voluntary delist and instead forcedly delisted Ithmaar’s shares as per their regulations.

The Group’s activities also include acting as a Mudarib (manager, on a trustee basis), of funds deposited for investment in accordance with Islamic laws and principles particularly with regard to the prohibition of receiving or paying interest. These funds are included in the consolidated financial statements as equity of unrestricted investment accountholders and restricted investment accounts. In respect of equity of unrestricted investment accountholders, the investment account holder authorises the Group to invest the accountholders’ funds in a manner which the Group deems appropriate without laying down any restrictions as to where, how and for what purpose the funds should be invested. In respect of restricted investment accounts, the investment accountholders impose certain restrictions as to where, how and for what purpose the funds are to be invested. Further, the Group may be restricted from commingling its own funds with the funds of restricted investment accounts.

The Group carries out its business activities through Ithmaar’s head office in Bahrain and its following principal subsidiary companies:

| | % owned | | Country of Incorporation | Principal business activity |
|--|---------|------|--------------------------|-----------------------------|
| | 2021 | 2020 | | |
| Direct subsidiaries | | | | |
| Ithmaar Bank B.S.C. (C) | 100 | 100 | Kingdom of Bahrain | Banking |
| IB Capital B.S.C. (C) | 100 | 100 | Kingdom of Bahrain | Asset management |
| Faisal Private Bureau (Switzerland) S.A. | 100 | 100 | Switzerland | Wealth and asset management |
| Shamil Financial (Luxembourg) S.A. | 100 | 100 | Luxembourg | Investment holding |
| Principal indirect subsidiaries | | | | |
| Faysal Bank Limited | 67 | 67 | Pakistan | Banking |
| Solidarity Group Holding B.S.C. (C) | 56 | 56 | Kingdom of Bahrain | Takaful |
| Ithmaar Development Company Limited | 100 | 100 | Cayman Islands | Real estate |
| Health Island WLL | 50 | 50 | Kingdom of Bahrain | Real estate |
| Dilmunia Development Fund I L.P. | 92 | 90 | Cayman Islands | Real estate |
| City View Real Estate Development Co. B.S.C. (C) | 51 | 51 | Kingdom of Bahrain | Real estate |

During the year, the Group acquired additional 200 units of Dilmunia Development Fund I L.P. as part of settlement of certain financings. The acquisition resulted in increase of shareholding from 90% to 92% without change in control.

Islamic Investment Company of the Gulf (Bahamas) Limited (IICG), a company incorporated in the Commonwealth of Bahamas and owned 100% by DMIT, is an affiliate of Ithmaar.

Notes to the Consolidated Financial Statements

For the year ended 31 December 2021

1. INCORPORATION AND ACTIVITIES (Continued)

- 1.1 As of 31 December 2021, the total consolidated equity of the Group stood at \$37.8 million as compared to \$14.8 million as at 31 December 2020. The current equity is still above the minimum threshold required for Category 1 investment firm license. The Board of Directors of Ithmaar is working on various initiatives to strengthen the Group's consolidated equity and solvency.

The Group has lost its reserves and more than three quarters of its capital and the Chairman or Deputy Chairman of the Board of Directors did not summon an Extraordinary General Meeting (EGM) of the Shareholders in order to decide whether to continue with the operations of Ithmaar, reduce the capital or take other suitable measures, which is a non-compliance with Article 64(7) of its articles of association. The Group has obtained CBB and Bahrain Bourse approval to hold the EGM, as required, by the date of publication of its 31 March 2023 results.

The Group's management assessed its liquidity and equity projections of the entity subsequent to the transaction with Al Salam (refer to note 43) for the coming twelve months from the date of the consolidated financial statements. The management assessment includes various stress scenarios as follows:

- Assuming the lifting of sanctioned deposits and partial repayments.
- Stressing the expected outflows of the liabilities.
- Stressing the expected inflows from financings.
- Increased availability of liquid assets in the form of interbank liquidity support facility.

The Board of Directors has reviewed the above projections and believes that the Group will be able to continue its business without any significant curtailment of operations and meet its obligations for a period of at least one year from the date of issue of these consolidated financial statements. Accordingly, consolidated financial statements are prepared on a going concern basis.

2. SIGNIFICANT GROUP ACCOUNTING POLICIES

Basis of preparation

The consolidated financial statements of the Group have been prepared in accordance with applicable rules and regulations issued by the Central Bank of Bahrain ("CBB") including the recently issued CBB circulars on regulatory concessionary measures in response to COVID-19. These rules and regulations require the adoption of all Financial Accounting Standards issued by the Accounting and Auditing Organisation of Islamic Financial Institutions (AAOIFI) (FAS), except for:

- a) recognition of modification losses on all financing assets arising from payment holidays provided to customers impacted by COVID-19 without charging additional profits, in equity instead of the profit or loss account as required by FAS issued by AAOIFI. Any other modification gain or loss on financial assets are recognised in accordance with the requirements of applicable FAS. Please refer to note 37 for further details; and
- b) recognition of financial assistance received from the government and/ or regulators in response to its COVID-19 support measures that meets the government grant requirement, in equity, instead of the profit or loss account as required by the statement on "Accounting implications of the impact of COVID-19 pandemic" issued by AAOIFI. This will only be to the extent of any modification loss recorded in equity as a result of (a) above, and the balance amount to be recognized in the income statement. Any other financial assistance is recognised in accordance with the requirements of FAS. Please refer to note 37 for further details.

Further in line with the requirements of AAOIFI and the CBB rule book, for matters not covered under AAOIFI standards the Group uses guidance from the relevant International Financial Reporting Standards ("IFRS") issued by the International Accounting Standards Board ("IASB").

The above framework of the consolidated financial statements is hereinafter referred to as 'Financial Accounting Standards as modified by CBB'.

The Group has certain assets, liabilities and related income and expenses which are not Sharia compliant as these existed before Ithmaar converted to an Islamic retail bank in April 2010. These are currently presented in accordance with FAS as modified by the CBB standards in the consolidated financial statements for the year ended 31 December 2021 as appropriate.

Notes to the Consolidated Financial Statements

For the year ended 31 December 2021

2. SIGNIFICANT GROUP ACCOUNTING POLICIES (Continued)

Basis of preparation (Continued)

The Sharia Supervisory Board has approved the Sharia Compliance Plan ("Plan") for assets and liabilities which are not Sharia Compliant. The Sharia Supervisory Board is monitoring the implementation of this Plan. The income and expenses attributable to non-Sharia compliant assets and liabilities is disclosed under note 41.

The consolidated financial statements comprise the financial information of the Group for the year ended 31 December 2021.

The principal accounting policies adopted in the preparation of the consolidated financial statements are set out below:

A. New standards, amendments, and interpretations issued and effective for annual periods beginning on or after 1 January 2021

1. FAS 32 Ijarah

AAOIFI issued FAS 32 "Ijarah" in 2020, this standard is effective for financial periods beginning on or after 1 January 2021. The standard supersedes the existing FAS 8 "Ijarah and Ijarah Muntahia Bittamleek".

FAS 32 sets out principles for the classification, recognition, measurement, presentation and disclosure of Ijarah (Ijarah asset, including different forms of Ijarah Muntahia Bittamleek) transactions entered into by the Islamic financial institutions as a lessor and lessee.

The Group has applied FAS 32 "Ijarah" from 1 January 2021. The impact of adoption of this standard is disclosed below:

a) Change in accounting policy

Identifying an Ijarah

At inception of a contract, the Group assesses whether the contract is Ijarah, or contains an Ijarah. A contract is Ijarah, or contains an Ijarah if the contract transfers the usufruct (but not control) of an identified asset for a period of time in exchange for an agreed consideration. For Ijarah contracts with multiple components, the Group accounts for each Ijarah component within a contract separately from non-Ijarah components of the contract (e.g. service fee, maintenance charges, toll manufacturing charges etc.).

Measurement

For a contract that contains an Ijarah component and one or more additional Ijarah or non-Ijarah components, the Group allocates the consideration in the contract to each Ijarah component on the basis of relative stand-alone price of the Ijarah component and the aggregate estimated stand-alone price of the non-Ijarah components, that may be charged by the lessor, or a similar supplier, to the lessee.

At the commencement date, a lessee shall recognise a right-of-use (usufruct) asset and a net Ijarah liability.

i) Right-of-use (usufruct) asset

On initial recognition, the lessee measures the right-of-use asset at cost. The cost of the right-of-use asset comprises of:

- The prime cost of the right-of-use asset;
- Initial direct costs incurred by the lessee; and
- Dismantling or decommissioning costs.

The prime cost is reduced by the expected terminal value of the underlying asset. If the prime cost of the right-of-use asset is not determinable based on the underlying cost method (particularly in the case of an operating Ijarah), the prime cost at commencement date may be estimated based on the fair value of the total consideration paid/payable (i.e. total Ijarah rentals) against the right-of-use assets, under a similar transaction. As per the Group's assessment, at the time of implementation the fair value of right-of-use assets are equal to the net Ijarah liability.

After the commencement date, the lessee measures the right-of-use asset at cost less accumulated amortisation and impairment losses, adjusted for the effect of any Ijarah modification or reassessment.

Notes to the Consolidated Financial Statements

For the year ended 31 December 2021

2. SIGNIFICANT GROUP ACCOUNTING POLICIES (Continued)

(A) New standards, amendments, and interpretations issued and effective for annual periods beginning on or after 1 January 2021 (continued)

Measurement (continued)

The Group amortises the right-of-use asset from the commencement date to the end of the useful economic life of the right-of-use asset, according to a systematic basis that is reflective of the pattern of utilization of benefits from the right-of-use asset. The amortizable amount comprises of the right-of-use asset less residual value, if any.

The Group determines the ljarah term, including the contractually binding period, as well as reasonably certain optional periods, including:

- Extension periods if it is reasonably certain that the Group will exercise that option; and/ or
- Termination options if it is reasonably certain that the Group will not exercise that option.

The Group carries out impairment assessment in line with the requirements of FAS 30 "Impairment, Credit Losses and Onerous Commitments" to determine whether the right-of-use asset is impaired and to account for any impairment losses. The impairment assessment takes into consideration the salvage value, if any. Any related commitments, including promises to purchase the underlying asset, are also considered in line with FAS 30 "Impairment, Credit Losses and Onerous Commitments"

ii) Net ljarah liability

The net ljarah liability comprises of the gross ljarah liability, plus deferred ljarah cost (shown as a contra-liability).

The gross ljarah liability are initially recognised as the gross amount of total ljarah rental payables for the ljarah term. The rentals payable comprise of the following payments for the right to use the underlying asset during the ljarah term:

- Fixed ljarah rentals less any incentives receivable;
- Variable ljarah rentals including supplementary rentals; and
- Payment of additional rentals, if any, for terminating the ljarah (if the ljarah term reflects the lessee exercising the termination option).

Advance rentals paid are netted-off with the gross ljarah liability.

After the commencement date, the Group measures the net ljarah liability by:

- Increasing the net carrying amount to reflect return on the ljarah liability (amortisation of deferred ljarah cost);
- Reducing the carrying amount of the gross ljarah liability to reflect the ljarah rentals paid; and
- Re-measuring the carrying amount in the event of reassessment or modifications to ljarah contract, or to reflect revised ljarah rentals.

The deferred ljarah cost is amortised to income over the ljarah terms on a time proportionate basis, using the effective rate of return method. After the commencement date, the Group recognises the following in the interim condensed consolidated income statement:

- Amortisation of deferred ljarah cost; and
- Variable ljarah rentals (not already included in the measurement of ljarah liability) as and when the triggering events/ conditions occur.

ljarah contract modifications

After the commencement date, the Group accounts for ljarah contract modifications as follows:

- Change in the ljarah term: re-calculation and adjustment of the right-of-use asset, the ljarah liability, and the deferred ljarah cost; or
- Change in future ljarah rentals only: re-calculation of the ljarah liability and the deferred ljarah cost only, without impacting the right-of use asset.

Notes to the Consolidated Financial Statements

For the year ended 31 December 2021

2. SIGNIFICANT GROUP ACCOUNTING POLICIES (Continued)

(A) New standards, amendments, and interpretations issued and effective for annual periods beginning on or after 1 January 2021
(continued)

Measurement (continued)

An Ijarah modification is considered as a new Ijarah component to be accounted for as a separate Ijarah for the lessee, if the modification both additionally transfers the right to use of an identifiable underlying asset and the Ijarah rentals are increased corresponding to the additional right-of-use asset.

For modifications not meeting any of the conditions stated above, the Group considers the Ijarah as a modified Ijarah as of the effective date and recognises a new Ijarah transaction. The Group recalculates the Ijarah liability, deferred Ijarah cost, and right-of-use asset, and de recognise the existing Ijarah transaction and balances.

Expenses relating to underlying asset

Operational expenses relating to the underlying asset, including any expenses contractually agreed to be borne by the Group, are recognised by the Group in income statement in the period incurred. Major repair and maintenance, takaful, and other expenses incidental to ownership of underlying assets (if incurred by lessee as agent) are recorded as receivable from lessor.

Recognition exemptions and simplified accounting for the lessee

The Group has elected not to apply the requirements of Ijarah recognition and measurement of recognizing right-of-use asset and net Ijarah liability for the following:

- Short-term Ijarah; and
- Ijarah for which the underlying asset is of low value.

Short-term Ijarah exemption is applied on a whole class of underlying assets which have similar characteristics and operational utility. However, low-value Ijarah exemption is applied on an individual asset/Ijarah transaction, and not on group/ combination basis.

b) Impact of on adoption of FAS 32

The management of the Group has decided to apply FAS 32 using the modified retrospective approach (i.e. the impact of all the Ijarah contracts outstanding as at 31 December 2020 are reflected in the balances as of 1 January 2021) and therefore comparative information has not been restated. The impact of adoption of FAS 32 as at 1 January 2021 has resulted in an increase in right-of-use asset and an increase in net Ijarah liability by \$91.5 million. The lease contracts comprise of Head office, ATM sites and branches.

| | Total assets | Total liabilities |
|--|------------------|-------------------|
| As at 31 December 2020 | 8,383,665 | 4,727,892 |
| Impact on adoption: | | |
| Right-of-use assets | 91,539 | - |
| Net Ijarah liability | - | 85,901 |
| Opening balance under FAS 32 on date of initial application - 1 January 2021 | 8,475,204 | 4,813,793 |

| | Right-of-use assets | Net Ijarah liability |
|--|---------------------|----------------------|
| As at 1 January 2021 | 91,539 | 85,901 |
| Depreciation during the period | (14,971) | - |
| Finance cost | - | 7,617 |
| Net Ijarah rentals | - | (16,421) |
| Exchange differences and other movements | 8,042 | 7,998 |
| As at 31 December 2021 | 84,610 | 85,095 |

Notes to the Consolidated Financial Statements

For the year ended 31 December 2021

2. SIGNIFICANT GROUP ACCOUNTING POLICIES (Continued)

(B) New standards, amendments, and interpretations issued but not yet effective

(i) FAS 38 Wa'ad, Khiyar and Tahawwut

AAOIFI has issued FAS 38 Wa'ad, Khiyar and Tahawwut in 2020. The objective of this standard is to prescribe the accounting and reporting principles for recognition, measurement and disclosures in relation to shariah compliant Wa'ad (promise), Khiyar (option) and Tahawwut (hedging) arrangements for Islamic financial institutions. This standard is effective for the financial reporting periods beginning on or after 1 January 2022.

This standard classifies Wa'ad and Khiyar arrangements into two categories as follows:

- a. "ancillary Wa'ad or Khiyar" which is related to a structure of transaction carried out using other products i.e. Murabaha, Ijarah Muntahia Bittamleek, etc.; and
- b. "product Wa'ad and Khiyar" which is used as a stand-alone Shariah compliant arrangement.

Further, the standard prescribes accounting for constructive obligations and constructive rights arising from the stand-alone Wa'ad and Khiyar products.

The Group does not expect any significant impact on adoption of this standard

(ii) FAS 39 Financial Reporting for Zakah

AAOIFI has issued FAS 39 Financial Reporting for Zakah in 2021. The objective of this standard is to establish principles of financial reporting related to Zakah attributable to different stakeholders of an Islamic financial Institution. This standard supersedes FAS 9 Zakah and is effective for the financial reporting periods beginning on or after 1 January 2023 with an option to early adopt.

This standard shall apply to institution with regard to the recognition, presentation and disclosure of Zakah attributable to relevant stakeholders. While computation of Zakah shall be applicable individually to each institution within the Group, this standard shall be applicable on all consolidated and separate / standalone financial statements of an institution.

This standard does not prescribe the method for determining the Zakah base and measuring Zakah due for a period. An institution shall refer to relevant authoritative guidance for determination of Zakah base and to measure Zakah due for the period. (for example: AAOIFI Shari'a standard 35 Zakah, regulatory requirements or guidance from Shari'a supervisory board, as applicable).

The Group is currently evaluating and assessing the impact of adopting this standard.

(iii) FAS 1 General Presentation and Disclosures in the Financial Statements

AAOIFI has issued the revised FAS 1 General Presentation and Disclosures in the Financial Statements in 2021. This standard describes and improves the overall presentation and disclosure requirements prescribed in line with the global best practices and supersedes the earlier FAS 1. It is applicable to all the Islamic Financial Institutions and other institutions following AAOIFI FAS's. This standard is effective for the financial reporting periods beginning on or after 1 January 2023 with an option to early adopt. The revision of FAS 1 is in line with the modifications made to the AAOIFI conceptual framework for financial reporting.

Notes to the Consolidated Financial Statements

For the year ended 31 December 2021

2. SIGNIFICANT GROUP ACCOUNTING POLICIES (Continued)

(B) New standards, amendments, and interpretations issued but not yet effective (continued)

Some of the significant revisions to the standard are as follows:

- a) Revised conceptual framework is now integral part of the AAOIFI FAS's;
- b) Definition of Quassi equity is introduced;
- c) Definitions have been modified and improved;
- d) Concept of comprehensive income has been introduced;
- e) Institutions other than Banking institutions are allowed to classify assets and liabilities as current and non-current;
- f) Disclosure of Zakah and Charity have been relocated to the notes;
- g) True and fair override has been introduced;
- h) Treatment for change in accounting policies, change in estimates and correction of errors has been introduced;
- i) Disclosures of related parties, subsequent events and going concern have been improved;
- j) Improvement in reporting for foreign currency, segment reporting;
- k) Presentation and disclosure requirements have been divided into three parts. First part is applicable to all institutions, second part is applicable only to banks and similar IFI's and third part prescribes the authoritative status, effective date and amendments to other AAOIFI FAS's; and
- l) The illustrative financial statements are not part of this standard and will be issued separately.

The Group is assessing the impact of adoption of this standard and expects changes in certain presentation and disclosures in its consolidated financial statements.

(ii) Summary of significant accounting policies

(a) Basis of consolidation

Subsidiaries

Subsidiaries are companies in which the Group holds 50% or more of equity shares and as such exercises significant control over such companies. Control is also presumed to exist if the Group has power to govern the financial and operating policies of a company with the objective of obtaining benefits from its operations. Subsidiaries, including Special Purpose entities that are controlled by the Group, are consolidated from the date on which the Group obtains control and continue to be so consolidated until the date such control ceases.

For business combinations involving entities under common control, the directors of the Group are responsible for determining a suitable accounting policy for such business combinations. The directors have elected to use the uniting of interests method to account for business combinations involving entities under common control and to account for such business combinations prospectively, under the predecessor basis of accounting. Under the uniting of interests method, there is no requirement to fair value the assets and liabilities of the acquired entities and hence no goodwill arises on consolidation. The difference between the cost of the acquisition and the Group's share of the issued and paid up share capital of the acquired entity is recognised as share premium in equity.

Associates

Associates are companies in which the Group has significant influence, but not control over the management of affairs, and which are neither subsidiaries nor joint ventures. The Group's investments in associates are accounted for under the equity method of accounting. Under the equity method, the investment in the associate is carried in the balance sheet at cost plus post-acquisition changes in the Group's share of net assets of the associate. The consolidated income statement reflects the Group's share of the results of operations of the associate. Where there has been a change recognised directly in the equity of the associate, the Group recognises its share of any changes and discloses this, when applicable, in the consolidated statement of changes in owners' equity.

In case of associates where audited financial statements are not available, the Group's share of profit or loss is arrived at by using the latest available management accounts.

Investment in associates which meet the criteria for held for sale are classified as assets-held-for-sale.

Notes to the Consolidated Financial Statements

For the year ended 31 December 2021

2. SIGNIFICANT GROUP ACCOUNTING POLICIES (Continued)

(B) New standards, amendments, and interpretations issued but not yet effective (continued)

(ii) Summary of significant accounting policies (continued)

Intra-Group balances and minority interests

The consolidated financial statements include the assets, liabilities and results of operations of the Group, its subsidiary companies after adjustment for minority interests and equity of unrestricted investment accountholders managed by the Group for both subsidiaries and associates. All significant intra-group balances and transactions are eliminated.

The financial statements of the subsidiaries are prepared on the same reporting periods as the Group, using consistent accounting policies (for group reporting purposes).

(b) Foreign currency transactions and balances

Functional and presentation currency

Items included in the consolidated financial statement of the Group's entities are measured using the currency of the primary economic environment in which the entity operates, which is Bahraini Dinars (the functional currency) and presented in US Dollars (the presentation currency).

For group companies, items included in the consolidated financial statements of the Group's entities are measured using the currency of the primary economic environment in which the entity operates, which is Bahraini Dinars (the functional currency) and presented in US Dollars (the presentation currency). Considering that the Bahraini Dinar is pegged to United States Dollars, the changes in presentation currency does not have any impact on the consolidated statement of financial position, consolidated income statement, consolidated statement of changes in owners' equity, consolidated statement of cash flow and consolidated statement of changes in restricted investment accounts.

Transactions and balances

Foreign currency transactions are translated into the functional currency using the exchange rates prevailing at the dates of the transactions. Foreign exchange gains and losses resulting from the settlement of such transactions and from the translation at period-end exchange rates of monetary assets and liabilities denominated in foreign currencies are recognised in the consolidated income statement. Translation differences on non-monetary items carried at their fair value, such as certain investments carried at fair value through equity are included in investments fair value reserve.

The results and financial position of all the group entities that have a functional currency different from the presentation currency are translated into the presentation currency as follows:

1. Assets and liabilities for each statement of financial position presented are translated at the closing rate at the date of that statement of financial position;
2. Income and expenses for each income statement are translated at average exchange rates (unless this average is not a reasonable approximation of the cumulative effect of the rates prevailing on the transaction dates, in which case income and expenses are translated at the rate on the dates of the transactions); and
3. All resulting exchange differences are recognised as a separate component of equity.

Notes to the Consolidated Financial Statements

For the year ended 31 December 2021

2. SIGNIFICANT GROUP ACCOUNTING POLICIES (Continued)

(ii) Summary of significant accounting policies (continued)

On consolidation, exchange differences arising from the translation of the net investment in foreign operations, and of borrowings and other currency instruments designated as hedges of such investments, are taken to shareholders' equity. Translation losses arising in the case of severe devaluation or depreciation (other than temporary) of the currency of the net investment in a foreign operation when the latter is translated at the spot exchange rate at the date of consolidated statement of financial position, are recognised in the first place as a charge against any credit balance on the separate component of the shareholders' equity and any remaining amount is recognised as a loss in the consolidated income statement. When a foreign operation is partially disposed of or sold, exchange differences that were recorded in equity are recognised in the consolidated income statement as part of the gain or loss on sale.

Goodwill, and fair value adjustments arising on the acquisition of a foreign entity are treated as assets and liabilities of the foreign entity and translated at the closing rate.

(c) Accounting estimates and judgements

The Group makes estimates and assumptions that affect the reported amounts of assets and liabilities within the next financial year. Estimates and judgements are continually evaluated and are based on historical experience and other factors, including expectation of future events that are believed to be reasonable under the circumstances.

1. Classification of investments

In the process of applying the Group's accounting policies, management decides upon acquisition of an investment, whether it should be classified as investments carried at fair value through income statement, held at amortised cost or investments carried at fair value through equity. The classification of each investment reflects the management's intention in relation to each investment and is subject to different accounting treatments based on such classification.

2. Special purpose entities

The Group sponsors the formation of special purpose entities (SPEs) primarily for the purpose of allowing clients to hold investments. The Group does not consolidate SPEs where it does not exercise control. In determining whether the Group exercises control over an SPE, judgements are made about the objectives of the SPEs activities, its exposure to the risks and rewards, as well as about the Group's ability to obtain benefit from the SPE's operations by having power to govern its financial and operational policies.

3. Impairment of goodwill and intangible assets

Goodwill other intangibles assets acquired through business combinations have been allocated to the cash-generating units of the acquired entities for impairment testing purposes. The Group tests whether goodwill or intangible assets have suffered any impairment in accordance with the impairment accounting policy.

The recoverable amount of the cash-generating units are generally determined based on higher of Value-in-Use (VIU) and Fair Value Less Cost to Disposal (FVLCTD).

VIU calculations are determined using cash flow projections from financial budgets approved by the Group's senior management covering a three year period. The discount rate applied to cash flow projections represent the cost of capital adjusted for an appropriate risk premium for these cash-generating units.

For FVLCTD calculations, the Comparable Companies Multiple (CCM) method is used, whereby the price to book value (P/B) multiple of the comparable listed banks operating in the region is considered. The key assumptions used in estimating the recoverable amounts of cash-generating units are assessed to ensure reasonableness of the FVLCTD.

The above methods require the use of estimates, which are subject to judgement. Changes in the underlying assumptions may impact the reported numbers

The management uses the higher of VIU or FVLCTD method in assessing the recoverable amount of the goodwill and other intangible assets. As a result, the management uses judgement in the percentage of the control premium and marketability discount used in the calculation of the effective P/B multiple for the FVLCTD method.

Notes to the Consolidated Financial Statements

For the year ended 31 December 2021

2. SIGNIFICANT GROUP ACCOUNTING POLICIES (Continued)

(ii) Summary of significant accounting policies (continued)

(c) Accounting estimates and judgements (continued)

4. Impairment on financing assets and investments

Each financing and investment exposure is evaluated individually for impairment. In assessing impairment, the Group exercises judgment in the estimation of the amount and timing of future cash flows as well as an assessment of whether credit risk on the financial contracts has increased significantly since initial recognition and incorporation of forward-looking information in the measurement of expected credit losses ("ECL") in accordance with impairment policy.

The staging and ECL of related party exposures is considered separately from the other financing assets. The ECL is assessed using the cash shortfall method since the underlying collateral can be taken over without having to apply any haircut. Further, the increase in credit risk is also assessed separately for related parties, given their commitment to honour the amounts due to the Group.

The economic uncertainties caused by COVID-19 have required the Group to update the inputs and assumptions used for the determination of ECL as at 31 December 2021. ECL were estimated based on a range of forecast economic conditions available as at latest available date.

The judgements and associated assumptions have been made within the context of the impact of COVID-19 and reflect historical experience and other factors that are considered to be relevant, including expectations of future events that are believed to be reasonable under the circumstances. In relation to COVID-19, judgements and assumptions include the extent and duration of the pandemic, the impacts of actions of governments and other authorities, and the responses of businesses and consumers in different industries, along with the associated impact on the global economy. Accordingly, the Group's ECL estimates are inherently subjective and, as a result, actual results may differ from these estimates.

5. Liquidity mismatch

The Group constantly monitors the liquidity mismatch arising in the normal course of the business. Periodic stress tests are carried out on liquidity position to assess the ability of the Group to meet its liquidity mismatch particularly in view of the impact of Covid. The stress testing also incorporates judgement based behavioural approach for various sources of funding and estimated inflows from disposal of assets.

6. Significant increase in credit risk (SICR)

A SICR occurs when there has been a significant increase in the risk of a default occurring over the expected life of a financial instrument. In the measurement of ECL, judgement is involved in setting the rules and trigger points to determine whether there has been a SICR since initial recognition of a financing facility, which would result in the financial asset moving from 'stage 1' to 'stage 2'. The Group continues to assess borrowers for other indicators of unlikelihood to pay, taking into consideration the underlying cause of any financial difficulty and whether it is likely to be temporary as a result of COVID-19 or longer term.

During 2020 and 2021, in accordance with CBB instructions the Group has granted payment holidays to its eligible customers by deferring up to six months instalments at a time. These deferrals are considered as short-term liquidity to address borrower cash flow issues. The relief offered to customers may indicate a SICR. However, the Group believes that the extension of these payment reliefs does not automatically trigger a SICR and a stage migration for the purposes of calculating ECL, as these are being made available to assist borrowers affected by the COVID-19 outbreak to resume regular payments. The Group uses judgement to individually differentiate between a borrowers' short-term liquidity constraints taking into account of customers who requested for further deferment and a change in its lifetime credit risk.

Notes to the Consolidated Financial Statements

For the year ended 31 December 2021

2. SIGNIFICANT GROUP ACCOUNTING POLICIES (Continued)

(ii) Summary of significant accounting policies (continued)

(c) Accounting estimates and judgements (continued)

7. Forward Looking Information

Judgement is involved in determining which forward looking information variables are relevant for particular financing portfolios and for determining the sensitivity of the parameters to movements in these forward-looking variables. The Group derives a forward looking economic scenario which reflects the Group's view of the most likely future macro-economic conditions.

Any changes made to ECL to estimate the overall impact of COVID-19 is subject to high levels of uncertainty as limited forward-looking information is currently available on which to base those changes. The Group has previously performed historical analysis and identified key economic variables impacting credit risk and ECL for each portfolio. These economic variables and their associated impact on PD, EAD and LGD vary by financial instrument.

Many of the macroeconomic variables which were used in the ECL model are updated or published by external agencies or government agencies.

The Group has reviewed its portfolio which is expected to be most impacted due to COVID-19 to determine if any provisions are necessary. The Group continues to individually assess significant exposures to adequately safeguard against any adverse movements due to COVID-19.

8. Impairment and recoverable amount of investment in associates

The Group uses estimates in its assessment of the impairment provision and recoverable amount of its investment in associates, which are subject to judgement. The key assumption used in such assessment was the existence and percentage of the significant influence premium. The premium is applied since the Group holds more than twenty percent voting rights in the associates, has board representation and participates in all significant financial and operating decisions.

9. Non-current assets classified as held-for-sale

The Group assesses its assets at each reporting date in accordance with the criteria specified by IFRS 5 "Non-Current Assets Held for Sale and Discontinued Operations" and FAS 26 "Investment in Real Estate". In determining whether the sale is highly probable, the Group exercises judgement in context of current market appetite including price offered and availability of identified willing buyer.

As stated in note 43, the assets subject to the transaction with Al Salam were not classified as held for sale in the consolidated financial statement for the year ended 31 December 2021, based on the Group's assessment of the criteria specified by IFRS 5 "Non-Current Assets Held for Sale and Discontinued Operations". The Group's assessment was mainly based on the fact that assets subject to transaction were not available for immediate sale in present condition and the transaction is subject to certain conditions such as identification of assets at business transfer date, the finalization of tentative and definitive agreements, indication of premium and price as of 31 December 2021. Further, the transaction remains subject to shareholders' and regulatory approvals. The Group will reassess such classification at each reporting period based on the development and progress of the transaction.

(d) Cash and cash equivalents

Cash and cash equivalents as referred to in the consolidated statement of cash flows comprise cash on hand, non-restricted balance with central banks and other banks, and short term liquid investments on demand or with an original maturity of three months or less.

Notes to the Consolidated Financial Statements

For the year ended 31 December 2021

2. SIGNIFICANT GROUP ACCOUNTING POLICIES (Continued)

(ii) Summary of significant accounting policies (continued)

(e) Murabaha and other financings

Murabaha financing is stated at cost less allowance for doubtful receivables.

The Group considers the promise made in Murabaha to the purchase orderer as obligatory.

Other financings represent conventional loans and advances, which are non-derivative financial assets with fixed or determinable payments. These are initially recorded at fair value and are subsequently carried at amortised cost using the effective yield method.

The Group receives collateral in the form of cash or other securities including bank guarantees, mortgage over property or shares and securities for Murabaha and other financings where deemed necessary. The Group's policy is to obtain collateral where appropriate. To ensure that the market value of the underlying collateral remains sufficient, collateral is valued periodically.

Provision are made in accordance with FAS 30 as per note 2.

(f) Musharaka financing

Musharaka financing is stated at cost less provision for impairment.

Provision are made in accordance with FAS 30 as per note 2.

(g) Investments

1. Investments carried at amortised cost

An Investment instruments shall be measured at amortised cost if both the following conditions are met:

- the investment is held within a business model whose objective is to hold such investments in order to collect expected cashflows till maturity of the instrument; and
- the investment represents either a debt type instrument or other investment instrument having reasonably determinable effective yield.

These investments are measured using effective profit method at initial recognition minus capital/redemption payments and minus any reduction for impairment.

2. Investments carried at fair value through equity

An Investment will be measured at Fair Value through equity if both the following conditions are met:

- the investment is held within a business model whose objective is achieved by both collecting the expected cashflows and selling the investments; and
- the investment represents a non monetary debt type instrument or other investment instrument having reasonably determinable effective yield.

Any other investment instruments not classified as per amortised cost or fair value through equity, are classified as fair value through income statement (FVIS).

On initial recognition, the Group makes an irrevocable election to designate certain equity instruments that are not designated at fair value through income statement to be classified as investments at fair value through equity.

Business model: the business model reflects how the Group manages the assets in order to generate cash flows. That is, whether the Group's objective is solely to collect the contractual cash flows from the assets or is to collect both the contractual cash flows and cash flows arising from the sale of assets. If neither of these is applicable (e.g. financial assets are held for trading purposes), then the financial assets are classified as part of 'other' business model and measured at FVIS. Factors considered by the Group in determining the business model for a group of assets include past experience on how the cash flows for these assets were collected, how the asset's performance is evaluated and reported to key management personnel, how risks are assessed and managed and how managers are compensated.

Notes to the Consolidated Financial Statements

For the year ended 31 December 2021

2. SIGNIFICANT GROUP ACCOUNTING POLICIES (Continued)

(ii) Summary of significant accounting policies (continued)

(g) Investments (continued)

3. Investments carried at fair value through income statement

An investment is classified as investment carried at fair value through income statement if acquired or originated principally for the purpose of generating a profit from short term fluctuations in price or dealer's margin. These investments are recognised on the acquisition date at fair value. At the end of each reporting period, investments are re-measured at their fair value and the difference between carrying value and fair value is recognised in the consolidated income statement. All other gains/ losses arising from these investments are recognized in the consolidated income statement.

4. Investment in real estate

All properties held for earning periodical income or for capital appreciation purposes or both are classified as investment in real estate (held-for-use).

Investment in real estate is initially recognised at cost and subsequently re-measured at fair value in accordance with the fair value model with the resulting unrealised gains being recognised in the consolidated statement of changes in owner's equity under investment in real estate fair value reserves. Any unrealised losses resulting from re-measurement at fair value of investment in real estate carried at fair value are adjusted in equity against the investment in real estate fair value reserve, taking into consideration the split between the portion related to owners' equity and equity of investment accountholders, to the extent of the available credit balance of this reserve. In case such losses exceed the available balance, the unrealised losses are recognised in the consolidated income statement. In case there are unrealised losses relating to investment in real estate that have been recognised in the consolidated income statement in a previous financial period, the unrealised gains relating to the current financial period are recognised to the extent of crediting back such previous losses in the consolidated income statement.

The realised profits or losses resulting from the sale of any investment in real estate are measured as the difference between the book value (or carrying amount) and the net cash or cash equivalent proceeds from the sale for each investment separately. The resulting profit or loss together with the available balance on the investment in real estate fair value reserve account is recognised in the consolidated income statement for the current financial period.

All properties where decision is made to sell and the sale is expected to occur within 12 months of reporting date (subject to availability of identified willing buyer) are classified as Investment in real estate Held-for-sale.

Investment in real estate Held-for-sale is measured at fair value in accordance with the fair value model.

5. Development properties

Development properties represent land held by the Group for development and sale in the ordinary course of business, and include expenditure incurred in acquiring the properties and other costs incurred in bringing them to their existing condition.

Development properties are carried at lower of cost or estimated net realisable value. Estimated net realisable value is determined using the estimated selling price in the ordinary course of business, less estimated development expenditure.

6. Investment in mudaraba

Mudaraba investments are recorded at cost.

Share of the Group's profit or loss from the Mudaraba are recognized in the consolidated income statement upon distribution or deduction from Mudaraba capital (in case of losses).

Notes to the Consolidated Financial Statements

For the year ended 31 December 2021

2. SIGNIFICANT GROUP ACCOUNTING POLICIES (Continued)

(ii) Summary of significant accounting policies (continued)

(g) Investments (continued)

7. Fair value

The fair value of quoted investments in active market is based on current bid price. If there is no active market for such financial assets, the Group establishes fair values using valuation techniques. These include the use of recent arm's length transactions and other valuation techniques used by other participants. The Group also refers to valuations carried out by investment managers in determining fair value of certain unquoted financial assets.

In certain rare circumstances where the Group is unable to determine reliable measure of fair value of equity instrument on a continuing basis, the instrument is measured at cost.

(h) Assets acquired for leasing (Ijarah)

Assets acquired for leasing are stated at cost and are depreciated according to the Group's depreciation policy for fixed assets or lease term, whichever is lower.

Provision are made in accordance with FAS 30 as per note 2

(i) Takaful and retakaful contracts

- Takaful contracts

As an Islamic insurance provider, the Group issues contracts that are based on cooperative activity by risk sharing. The Group classifies all its contracts individually as takaful contracts.

Takaful contracts are those contracts where the takaful operator accepts significant takaful risk from the participant by agreeing to compensate the participant if a specified uncertain future event adversely affects the participant. Such contracts may also transfer financial risk. As a general guideline, the Group defines significant takaful risk as the possibility of having to pay benefits on the occurrence of a takaful event. Takaful risk is risk other than financial risk that is transferred from the holder of a contract to the issuer. Financial risk is the risk of a possible future change in one or more of a security price, index of prices or rates or other variable, provided in the case of a non-financial variable that the variable is not specific to a party to the contract. Takaful risk is significant if, and only if, a takaful event could cause the Group to pay significant additional benefits. Once a contract is classified as a takaful contract it remains classified as a takaful contract until all rights and obligations are extinguished or expired.

- Retakaful contracts

Retakaful contracts are contracts entered into by the Group with retakaful operators for the purpose of limiting its net loss potential through the diversification of its risks, under which the Group is compensated for losses on takaful contracts issued.

Assets, liabilities, income and expense arising under ceded retakaful contracts are presented separately from the assets, liabilities, income and expense from the related takaful contracts because the retakaful arrangements do not relieve the Group from its direct obligations to its participants.

The benefits to which the Group is entitled under its retakaful contracts held are recognised as retakaful assets. These assets consist of balances due from retakaful operators on settlement of claims and other receivables such as profit commissions and retakaful operator's share of outstanding claims that are dependent on the expected claims and benefits arising under the takaful contracts covered under retakaful contracts. Amounts recoverable from or due to retakaful operators are recognised consistently with the amounts associated with the underlying takaful contracts and in accordance with the terms of each retakaful contract. Retakaful liabilities are primarily contributions payable for retakaful contracts and are recognised as an expense when due.

The participants' takaful funds comprises of general takaful and family takaful fund which represent the accumulated undistributed surplus or deficit in respect of contracts in force at the reporting date. It also includes fair value reserves of investments at fair value through equity.

Notes to the Consolidated Financial Statements

For the year ended 31 December 2021

2. SIGNIFICANT GROUP ACCOUNTING POLICIES (Continued)

(ii) Summary of significant accounting policies (continued)

(i) *Takaful and retakaful contracts* (continued)

- Gross contributions

Gross contributions comprise the total contributions receivable for the whole period of cover provided by contracts entered into during the accounting period and are recognised on the date on which the policy incepts. Contributions include any adjustments arising in the accounting period for contributions receivable in respect of business written in prior accounting periods. Contributions collected by intermediaries, but not yet received, are assessed based on estimates from underwriting or past experience and are included in contributions written. The unexpired portion of such contributions is included under “Unearned contributions” in the statement of financial position. The earned proportion of contributions is recognised as revenue in the participants’ statement of revenues and expenses.

- Retakaful contributions

Retakaful contributions are amounts paid to retakaful operators in accordance with the retakaful contracts of the Group. In respect of proportional and non-proportional retakaful contracts, the amounts are recognised in the participants’ statement of revenues and expenses as per the terms of these contracts.

- Unearned contributions

Unearned contributions represent contributions under takaful contracts which are to be earned in the following or subsequent financial periods, for the unexpired period of takaful content as at the reporting date.

- Gross claims

Gross claims are recognised in the participants’ statement of revenues and expenses when the claim amount payable to participants and third parties is determined as per the terms of the takaful contracts. Gross claims include all claims occurring during the year, whether reported or not, related claims handling costs that are directly related to the processing and settlement of claims, a reduction for the value of salvage and other recoveries, and any adjustments to claims outstanding from previous years.

- Claims recovered

Claims recovered include amounts recovered from retakaful operators and other insurance companies in respect of the gross claims paid by the Group, in accordance with the retakaful contracts held by the Group and also includes salvage and other claims recoveries. Claims recovered from retakaful and other parties are recognised when the related gross claims settled are recognised according to the terms of the relevant contracts.

- Outstanding claims

Outstanding claims are based on the estimated ultimate cost of all claims incurred but not settled at the statement of financial position date, whether reported or not, together with the related claims handling costs and reduction for salvage and other recoveries. Provisions for outstanding claims reported is based on estimates of the loss, which will eventually be payable on each unpaid claim, established by management based on currently available information and past experience modified for changes reflected in current conditions, increased exposure, rising claims costs and the severity and frequency of recent claims, as appropriate. Outstanding claims are not discounted for time value of money. The methods used, and the estimates made, are reviewed regularly.

The provision for claims incurred but not reported (‘IBNR’) is made per the actuarial valuation which is updated on the basis of the latest valuation reports.

Any difference between the provisions for outstanding claims at the statement of financial position date and settlements and provisions for the following year is included in the participants’ statement of revenues and expenses for that year.

- Takaful and insurance receivables

Takaful and insurance receivables are recognised when due and are measured on initial recognition at the fair value of the consideration received or receivable. The carrying value of takaful and insurance receivables is reviewed for impairment whenever events or circumstances indicate that the carrying amount may not be recoverable, with the impairment loss recorded in the statement of income.

Notes to the Consolidated Financial Statements

For the year ended 31 December 2021

2. SIGNIFICANT GROUP ACCOUNTING POLICIES (Continued)

(ii) Summary of significant accounting policies (continued)

(j) Fixed assets

Fixed assets are stated at cost less accumulated depreciation. Depreciation is calculated on the straight-line method to write off the cost of each asset over its estimated useful life as follows:

| | |
|---|------------------------------|
| Buildings | 50 years |
| Leasehold improvement | over the period of the lease |
| Furniture, equipment and motor vehicles | 3-10 years |

Depreciation is calculated separately for each significant part of an asset category. Where the carrying amount of an asset is greater than its estimated recoverable amount, it is written down immediately to its recoverable amount. The asset's residual value and useful life are reviewed, and adjusted if appropriate, at each date of the statement of financial position.

Subsequent costs are included in the asset's carrying amount or are recognised as a separate asset, as appropriate, only when it is probable that future economic benefits associated with the item will flow to the Group and the cost can be measured reliably. All other repairs and renewals are charged to the consolidated income statement during the financial period in which they are incurred.

Gains and losses on disposal of property, plant and equipment are determined by comparing proceeds with carrying amounts.

(k) Intangible assets

1. Goodwill

Goodwill acquired at the time of acquisitions of subsidiaries is reported in the consolidated statement of the financial position as an asset. Goodwill is initially measured at cost being the excess of the cost of acquisition over the fair value of the Group's share of the net assets of the acquired subsidiary undertaking at the date of acquisition. Subsequently, the goodwill is tested for an impairment on an annual basis. At the end of the financial period, the goodwill is reported in the consolidated statement of financial position at cost less any accumulated impairment losses.

Negative goodwill resulting from the acquisition of a business or entity is recognised in the consolidated income statement.

Acquisition of minority interests is accounted using the Economic Entity Method. Under the Economic Entity Method, the purchase of a minority interest is a transaction with a shareholder. As such, any excess consideration over the Group's share of net assets is recorded in owners' equity.

2. Computer software

Acquired computer software licenses are capitalised on the basis of the costs incurred to acquire and bring to use the specific software. These costs are amortised on the basis of the expected useful lives (three to five years). Costs associated with maintaining computer software programs are recognised as an expense as incurred.

Costs that are directly associated with the production of identifiable and unique software products controlled by the Group, and that will probably generate economic benefits exceeding costs beyond one year, are recognised as intangible assets. Direct costs include software development employee costs and an appropriate portion of relevant overheads. Computer software development costs recognised as assets are amortised using the straight line method over their expected useful lives.

Notes to the Consolidated Financial Statements

For the year ended 31 December 2021

2. SIGNIFICANT GROUP ACCOUNTING POLICIES (Continued)

(ii) Summary of significant accounting policies (continued)

(k) Intangible assets (continued)

3. Other acquired intangible assets

Other acquired intangible assets determined to have finite lives, such as core deposits, brand and customer relationships, are amortised on a straight line basis over their estimated useful lives of up to twenty years. The original carrying amount of core deposits and customer relationships is determined by independent appraisers, based on the profit rate differential on the expected deposit duration method.

Other acquired intangible assets are tested annually or more often if indicators exist for impairment and carried at cost less accumulated amortization.

Other acquired intangible assets with infinite lives are tested annually for impairment and carried at cost less accumulated amortization.

(l) Assets classified as held-for-sale

Non-current assets (or disposal groups) are classified as held for sale when their carrying amount is to be recovered principally through a sale transaction and a sale is considered highly probable. They are stated at the lower of carrying value and fair value less costs to sell.

An impairment loss is recognised for any initial or subsequent write-down of the asset (or disposal group) to fair value less costs to sell. A gain is recognised for any subsequent increases in fair value less costs to sell of an asset (or disposal group), but not in excess of any cumulative impairment loss previously recognised. A gain or loss not previously recognised by the date of the sale of the non-current asset (or disposal group) is recognised at the date of derecognition.

(m) Current taxation

There is no tax on corporate income in the Kingdom of Bahrain. However, taxation related to the subsidiaries incorporated in tax jurisdictions are recorded as per local regulations.

(n) Value Added Tax (VAT)

The Group is subject to VAT at 5% on certain financial services as applicable from 1 January 2019 (increased to 10% from 1 January 2021). The amount of VAT liability is determined by applying the VAT rate on eligible turnover, reduced by the VAT paid on eligible expenses (input VAT). The irrecoverable portion of input VAT is recognized as expense in the consolidated income statement.

(m) Deferred taxation

Deferred taxation is recognised using the liability method for all temporary differences arising between the tax bases of assets and liabilities and their carrying amounts for financial reporting purposes.

A deferred tax asset is recognised for all deductible temporary differences and carry forward of unused tax losses and tax credits to the extent that it is probable that future taxable profit will be available against which the deductible temporary differences and unused tax losses and tax credits can be utilised. Enacted tax rates are used to determine deferred income tax.

(p) Provision for staff benefits

Staff benefits and entitlements to annual leave, holiday air passage and other short-term benefits are recognised when they accrue to employees. The Group's contributions to defined contribution plans are charged to the consolidated income statement in the period to which they relate. In respect of these plans, the Group has a legal and constructive obligation to pay the contributions as they fall due and no obligation exists to pay future benefits.

In respect of end of service benefits, to which certain employees of the Group are eligible, costs are assessed in accordance with the labour law requirements of the applicable jurisdiction.

For variable remuneration, a provision is recognised for the amount expected to be paid if the Group has a present legal or constructive obligation to pay this amount as a result of past services provided by the employee and the obligation can be measured reliably.

Notes to the Consolidated Financial Statements

For the year ended 31 December 2021

2. SIGNIFICANT GROUP ACCOUNTING POLICIES (Continued)

(ii) Summary of significant accounting policies (continued)

(q) Due to investors

Funds received from depositors who take the corporate risk of Ithmaar or its subsidiaries are classified as "Due to investors".

(r) Equity of unrestricted investment accountholders

Under the equity of unrestricted investment accountholders (URIA), the investment account holder authorizes the Group to invest the accountholders' funds in a manner which the Group deems appropriate without laying down any restrictions as to where, how and for what purpose the funds should be invested.

Investment accounts are initially recognised at fair value of the consideration received at the date on which the contract becomes effective.

After initial recognition, subsequent measurement of investment accounts takes into account undistributed profits and other reserves created specifically for the account of investment accountholders less any losses on assets attributable to investment accountholders.

(s) Profit Equalisation Reserve (PER)

PER is appropriated out of the income arising from owners or equity of unrestricted investment accountholders for the purpose of managing rate of return risk (including displaced commercial risk).

Contribution to PER is recognised in consolidated income statement allocated to owners or unrestricted investment accountholders as appropriate.

Utilization/ reversal of PER is recognised when the reserve is no longer needed as per management's opinion. The reversal is recognised in consolidated income statement allocated to owners or unrestricted investment accountholders as appropriate.

PER is disclosed as part of the equity of unrestricted investment accountholders or owners' equity as appropriate.

The adequacy of PER is assessed on annual basis using quick update approach in accordance with the Group's risk management policies.

Adjustments or transfers between PER and IRR are accounted for when the underlying event occurs.

(t) Investment Risk Reserve (IRR)

IRR is appropriated out of the income arising from owners or equity of unrestricted investment accountholders for the purpose of creating cushion against credit, market and equity investment risk mainly pertaining to residual future probable losses (after impairment and credit losses accounted for under impairment policy).

Contribution to IRR is recognised in consolidated income statement allocated to owners' equity or unrestricted investment accountholders as appropriate.

Utilization/ reversal of IRR is recognised when the loss event occurs or the reserve is no longer needed as per management's opinion. The reversal is recognised in consolidated income statement allocated to owners or unrestricted investment accountholders as appropriate and not netted off with the respective loss.

IRR is disclosed as part of the equity of unrestricted investment accountholders or owners' equity as appropriate.

The adequacy of IRR is assessed on annual basis using quick update approach in accordance with the Group's risk management policies.

Adjustments or transfers between PER and IRR are accounted for when the underlying event occurs.

Notes to the Consolidated Financial Statements

For the year ended 31 December 2021

2. SIGNIFICANT GROUP ACCOUNTING POLICIES (Continued)

(ii) Summary of significant accounting policies (continued)

(u) Restricted investment accounts (off-balance sheet)

Under the restricted investment accounts (RIA), the investment accountholders impose certain restrictions as to where, how and for what purpose the funds are to be invested. These accounts are disclosed separately in Statement of changed in RIA.

Investment accounts are initially recognised at fair value of the consideration received at the date on which the contract becomes effective.

After initial recognition, subsequent measurement of investment accounts takes into account undistributed profits and other reserves created specifically for the account of investment accountholders less any losses on assets attributable to investment accountholders.

(v) Treasury shares

These shares are treated as a deduction from the owners' equity. Gains and losses on sale of own shares are included in owners' equity.

(w) Statutory reserve

In accordance with the Bahrain Commercial Companies Law, 10% of the Group's consolidated net income for the year is transferred to a statutory reserve until such time as reserve reaches 50% of the paid up share capital. The reserve is not distributable, but can be utilized as stipulated in the Bahrain Commercial Companies Law and other applicable statutory regulations.

(x) Revenue recognition

1. Profit participation and management fees

Income from profit participation and management fees charged to funds managed by the Group is recognised on the basis of the Group's entitlement to receive such revenue from restricted and unrestricted investment accounts as defined in the Mudaraba agreement (trust deed), except when the Group temporarily waives its entitlement.

2. Profit on Murabaha and other financings

Profit on Murabaha transactions is recognised by proportionately allocating the attributable profits over the period of the transaction where each financial period carries its portion of profits irrespective of whether or not cash is received. However, profit accrual is suspended on Murabaha transactions in respect of which repayment instalments are past due for more than ninety days, unless, in the opinion of the management of Ithmaar, the accrual is justified.

Income from other financings is accrued based on the effective yield method over the period of the transaction. Where income is not contractually determined or quantifiable, it is recognised when reasonably certain of realisation or when realised.

3. Income from assets acquired for leasing

Lease rental revenue is recognised on a time-apportioned basis over the lease term.

4. Income from Mudaraba contracts

Income from Mudaraba contracts are recognised when the Mudarib distributes profits. Any share of losses for the period are recognized to the extent such losses are being deducted from the Mudaraba capital.

Notes to the Consolidated Financial Statements

For the year ended 31 December 2021

2. SIGNIFICANT GROUP ACCOUNTING POLICIES (Continued)

(ii) Summary of significant accounting policies (continued)

(x) Revenue recognition (continued)

5. Profit on Musharaka contracts

In respect of Musharaka contracts that continue for more than one financial period, the Group's share of profits are recognised when a partial or final settlement takes place and its share of the losses are recognised to the extent that such losses are deducted from the Group's share of Musharaka capital. However, in respect of diminishing Musharaka transactions, profits or losses are recognised after considering the decline in the Group's share of the Musharaka capital and, consequently, its proportionate share of the profits or losses.

6. Income from investments carried at amortised cost

All gains or losses from investments carried at amortised cost are recognised in consolidated statement of income.

7. Income from investments carried at fair value through income statement

All gains or losses from investments carried at fair value through income statement are recognised in consolidated statement of income.

8. Income from investments carried at fair value through equity

The realised gains or losses along with the amounts previously recognised in equity are recognised in the consolidated income statement.

Dividend income is recognised in the consolidated statement of income when right to receive payment is established.

9. Fees and commissions

Fees and commissions are recognised when earned.

Commissions on letters of credit and letters of guarantee are recognised as income over the period of the transaction.

Fees for structuring and arrangement of financing transactions for and on behalf of other parties are recognised when the Group has fulfilled all its obligations in connection with the related transaction.

(y) Profit allocation between group and investment accountholders

The Group holds separate books for assets financed by owners, unrestricted and restricted investment accounts. All income generated from the assets financed by the investment accounts are allocated to the customers after deducting provisions, investment risk reserve, profit equalisation reserves, mudarib's share of profit and management fees.

Administrative expenses incurred in connection with the management of the funds are borne directly by the Group.

Some profit incentives are recognised based on term of the contracts with restricted account holders.

Notes to the Consolidated Financial Statements

For the year ended 31 December 2021

2. SIGNIFICANT GROUP ACCOUNTING POLICIES (Continued)

(ii) Summary of significant accounting policies (continued)

(z) Assets transfer between Owner's equity, Unrestricted Investment Accounts and Restricted Investment Accounts

Assets are transferred between Owner's equity, Unrestricted Investment Accounts and Restricted Investment Accounts at fair value.

(aa) Shari'a compliant risk management instruments and hedge accounting

The Group uses certain shari'a compliant risk management instruments (similar to derivatives) to economically hedge exposures to foreign exchange and profit rate risks. Such instruments are initially recognised at fair value on the date on which the contract is entered into and are subsequently remeasured at their fair value. The fair value of a hedging instrument is the equivalent to its prevailing market rates or is based on broker quotes. Instruments with positive market values are disclosed as assets and instruments with negative market values are disclosed as liabilities in the statement of financial position.

In certain circumstances the Group enters into shari'a compliant risk management instruments to hedge foreign currency risks. Changes in the fair value of derivative financial instruments that are designated, and qualify as fair value hedges, are included in the consolidated income statement together with the corresponding change in the fair value of the hedged asset or liability that is attributable to the risk being hedged. Unrealised gains or losses on hedged assets which are attributable to the hedged risk are adjusted against the carrying values of the hedged assets or liabilities. For derivatives that are not designated in a qualifying hedge relationship, all changes in its fair value are recognised immediately in the statement of changes in owners' equity.

Cash flow hedging attributable to a particular risk associated with a recognised asset or liability or a highly probable forecast transaction that could affect profit or loss, the effective portion of changes in the fair value of the derivative is recognised in statement of changes in owners' equity and presented in the hedging reserve. Any ineffective portion of changes in the fair value of the derivative is recognised immediately in consolidated income statement. The Group currently has hedged cash flows to manage its profit rate risk on variable rate financial liabilities.

Hedges directly affected by variable profit rate benchmark reforms

For the purpose of evaluating whether there is an economic relationship between the hedged item(s) and the hedging instrument(s), the Group assumes that the benchmark variable profit rate is not altered as a result of global variable profit rate benchmark reform.

For a cash flow hedge of a forecast transaction, the Group assumes that the benchmark variable profit rate will not be altered as a result of variable profit rate benchmark reform for the purpose of assessing whether the forecast transaction is highly probable and presents an exposure to variations in cash flows that could ultimately affect profit or loss. In determining whether a previously designated forecast transaction in a discontinued cash flow hedge is still expected to occur, the Group assumes that the variable profit rate benchmark cash flows designated as a hedge will not be altered as a result of variable profit rate benchmark reform.

The Group will cease to apply the specific policy for assessing the economic relationship between the hedged item and the hedging instrument (i) to a hedged item or hedging instrument when the uncertainty arising from interest rate benchmark reform is no longer present with respect to the timing and the amount of the variable profit rate benchmark-based cash flows of the respective item or instrument or (ii) when the hedging relationship is discontinued. For its highly probable assessment of the hedged item, the Group will no longer apply the specific policy when the uncertainty arising from variable profit rate benchmark reform about the timing and the amount of the variable profit rate benchmark-based future cash flows of the hedged item is no longer present, or when the hedging relationship is discontinued.

Notes to the Consolidated Financial Statements

For the year ended 31 December 2021

2. SIGNIFICANT GROUP ACCOUNTING POLICIES (Continued)

(ii) Summary of significant accounting policies (continued)

(ab) Impairment

Impairment of financial assets is assessed in accordance with FAS 30 "Impairment, credit losses & onerous commitments" as follows:

1. Financings & receivables

Financings, receivables (including off-balance sheet exposures) are measured using the Expected Credit Losses (ECL) model in accordance with the Credit Losses Approach.

FAS 30 replaces the 'incurred loss' model with an 'expected credit loss' model ("ECL"). The new impairment model also applies to certain financing commitments and financial guarantees. The allowance is based on the ECLs associated with the probability of default in the next twelve months unless there has been a significant increase in credit risk since origination in which case the allowance is based on the change in the ECLs over the life of the asset. Under FAS 30, credit losses are recognized earlier than under the previous standard.

The measurement of the expected credit loss allowance of a receivable or exposure measured with the use of complex models and significant assumptions about future economic conditions and credit behaviour (e.g. the likelihood of customers defaulting and the resulting losses).

A number of significant judgements are also required in applying the accounting requirements for measuring ECL, such as:

- Determining the criteria for significant increase in credit risk;
- Determining the criteria for definition of default;
- Choosing appropriate models and assumptions for the measurement of ECL;
- Establishing the number and relative weightings of forward-looking scenarios for each type of product/market and the associated ECL; and
- Establishing groups of similar receivables for the purpose of measuring ECL

ECL – Significant increase in credit risk (SICR)

To determine whether credit risk has significantly increased since initial recognition, the Group will compare the risk of default at the assessment date with the risk of default at initial recognition. This assessment is to be carried out at each assessment date.

For the Corporate portfolio, the Group assess for significant increase in credit risk (SICR) at a counterparty level as the internal rating is currently carried out at a counterparty level and rating is not assigned at facility level. The Group maintains a facility level rating being the counterparty's internal rating at date of facility origination and date of assessment.

For the Retail portfolio, the Group currently manages its retail portfolio at a facility level, therefore assessment for SICR on the retail portfolio is done on a facility level. Days past due (DPD) of individual facilities will reflect on the counterparty SICR assessment.

Notes to the Consolidated Financial Statements

For the year ended 31 December 2021

2. SIGNIFICANT GROUP ACCOUNTING POLICIES (Continued)

(ii) Summary of significant accounting policies (continued)

(ab) Impairment (continued)

1. Financings & receivables (continued)

Determining whether credit risk has increased significantly

In determining whether credit risk has increased significantly since initial recognition, the Group uses its internal credit risk grading system, external risk ratings, delinquency status of accounts, restructuring, expert credit judgement and, where possible, relevant historical experience.

Using its expert credit judgment and, where possible, relevant historical experience, the Group may determine that an exposure has undergone a significant increase in credit risk based on particular qualitative indicators that it considers are indicative of such and whose effect may not otherwise be fully reflected in its quantitative analysis on a timely basis.

The Group considers that a significant increase in credit risk occurs no later than when an asset is more than 30 days past due as applicable. Days past due are determined by counting the number of days since the earliest elapsed due date in respect of which full payment has not been received. Due dates are determined without considering any grace period that might be available to the borrower.

The Group monitors the effectiveness of the criteria used to identify significant increases in credit risk by regular reviews and validations.

The Group classifies its financial instruments into stage 1, stage 2 and stage 3, based on the applied impairment methodology, as described below:

- **Stage 1:** for financial instruments where there has not been a significant increase in credit risk since initial recognition and that are not credit-impaired on origination, the Group recognises an allowance based on the 12-month ECL.
- **Stage 2:** for financial instruments where there has been a significant increase in credit risk since initial recognition but they are not credit-impaired, the Group recognises an allowance for the lifetime ECL for all financings categorized in this stage based on the actual / expected maturity profile including restructuring or rescheduling of facilities.
- **Stage 3:** for credit-impaired financial instruments, the Group recognises the lifetime ECL. Default identification process i.e. DPD of 90 more is used as stage 3.

Default

FAS 30 seeks to align accounting for impairment of financial instruments with the manner in which credit risk is internally managed within the Group. In this context, the 'risk of default' of a financial instrument is a key component of the expected loss model under FAS 30.

In general, counterparties with facilities exceeding 90 days past due are considered in default.

Non-Retail:

The Group has set out the following definition of default (as provided by the Basel document and FAS 30 guidelines):

Non-retail customers with the following characteristics:

- All or any of the facility/ies in which any instalment or part thereof is outstanding for a period of 90 days or more
- All or any of the facility/ies put on non-accrual status (i.e. profit suspended)
- All or any of the facility/ies wherein 'specific provision' is set aside individually

Event driven defaults such as declaration of bankruptcy, death of borrower (in absence of succession plan or professional management), and other specific events which would significantly impact the borrower's ability to repay the Group.

The Group will not consider the 90 days past due criteria in cases of technical defaults (e.g. facilities marked as 90+DPD due to administrative reasons and not credit related concerns and there is no dispute regarding repayment).

Notes to the Consolidated Financial Statements

For the year ended 31 December 2021

2. SIGNIFICANT GROUP ACCOUNTING POLICIES (Continued)

(ii) Summary of significant accounting policies (continued)

(z) Impairment (continued)

1. Financings & receivables (continued)

Default (continued)

Retail

The Group has set out the following definition of default:

All facilities in which any instalment or part thereof is outstanding for a period of 90 days or more.

The Group will not consider the 90 days past due criteria in cases of technical defaults (e.g. facilities marked as 90+DPD due to administrative reasons and not credit related concerns and there is no dispute regarding repayment).

Measurement of ECL

ECL is a probability-weighted estimate of credit losses. It is measured as follows:

- financial assets that are not credit-impaired at the reporting date: as the value of all cash shortfalls (i.e. the difference between the cash flows due to the entity in accordance with the contract and the cash flows that the Group expects to receive);
- financial assets that are credit-impaired at the reporting date: as the difference between the gross carrying amount and the present value of estimated future cash flows;
- financial guarantee contracts: the expected payments to reimburse the holder less any amounts that the Group expects to recover.

The Group measures an ECL at an individual instrument level taking into account the projected cash flows, PD, LGD, Credit Conversion Factor (CCF) and discount rate. For portfolios wherein instrument level information is not available, the Group carries out ECL estimation on a collective basis.

The key inputs into the measurement of ECL are the term structure of the following variables:

- I. Probability of default (PD);
- II. Loss given default (LGD);
- III. Exposure at default (EAD).

These parameters are generally derived from internally developed statistical models and other historical data. They are adjusted to reflect forward-looking information as described above.

PD estimates are estimates at a certain date, which are calculated based on statistical rating models, and assessed using rating tools tailored to the various categories of counterparties and exposures. These statistical models are based on internally compiled data comprising both quantitative and qualitative factors. If a counterparty or exposure migrates between ratings classes, then this will lead to a change in the estimate of the associated PD.

LGD is the magnitude of the likely loss if there is a default. In case of non-availability of recovery data, the Group uses LGD estimate based on market practice.

EAD represents the expected exposure in the event of a default. The Group derives the EAD from the current exposure to the counterparty and potential changes to the current amount allowed under the contract including amortization. The EAD of a financial asset is its gross carrying amount. For lending commitments and financial guarantees, the EAD includes the amount currently outstanding.

The period of exposure limits the period over which possible defaults are considered and thus affects the determination of PDs and measurement of ECLs (especially for Stage 2 accounts with lifetime ECL).

Subject to using a maximum of a 12-month PD for financial assets for which credit risk has not significantly increased, the Group measures ECL considering the risk of default over the maximum contractual period over which it is exposed to credit risk, even if, for risk management purposes, the Group considers a longer period. The maximum contractual period extends to the date at which the Group has the right to require repayment of an advance or terminate a loan commitment or guarantee.

Notes to the Consolidated Financial Statements

For the year ended 31 December 2021

(Expressed in thousands of united states dollars unless otherwise stated)

2. SIGNIFICANT GROUP ACCOUNTING POLICIES (Continued)

(ii) Summary of significant accounting policies (continued)

(z) Impairment (continued)

1. Financings & receivables (continued)

Incorporation of forward looking information

The Group incorporates forward-looking information into both its assessment of whether the credit risk of an instrument has increased significantly since its initial recognition and its measurement of ECL. The Group annually source macro-economic forecast data from the International Monetary Fund (IMF) and Economist Intelligence Unit (EIU) database for the relevant exposure country.

Management judgement is exercised when assessing the macroeconomic variables. The macro economic variables used for FAS 30 PD modelling include, among others, GDP growth rate and oil price.

Generating the term structure of PD

Credit risk grades and days past due (DPD) are primary inputs into the determination of the term structure of PD for exposures. The Group collects performance and default information about its credit risk exposures analyzed by type of borrower, days past due and as well as by credit risk grading.

The Group employs statistical models to analyze the data collected and generate estimates of the remaining lifetime PD of exposures and how these are expected to change as a result of the passage of time.

This analysis includes the identification and calibration of relationships between changes in default rates and macro-economic factors as well as in-depth analysis of the impact of certain other factors (e.g. forbearance experience) on the risk of default. For most exposures, key macro-economic indicators include: GDP growth rate and oil prices.

Based on consideration of a variety of external actual and forecast information, The Group calculates PiT PD estimates under three scenarios, a base case, good case and bad case. An appropriate probability weighted ECL is then calculated by assigning probabilities, based on current market conditions, to each scenario.

For Corporate portfolio, through the yearly review of the corporate portfolio, the Group observes yearly performances to compute a count based PD over the one-year horizon for the past 5 years. These PDs are grouped as per internal risk ratings (i.e. from 1 to 7). An average default rate of the 5 yearly observed default provides the through the cycle PDs.

The retail portfolio is segmented based on products that exhibit distinguished behavior into the following categories:

- Auto finance;
- Mortgage finance;
- Personal Finance; and
- Credit cards.

PDs for each segment are measured using Observed Default Estimation and thus PD is calculated based on DPD bucket level for each segment separately. Under this analysis, the delinquency status of accounts is tracked at an interval of one year with a moving month cycle. A minimum of 5 year DPD data is considered.

The PD's derived are adjusted with forward looking information based on macro-economic variables and calibrated to derive the final PD's separately for Corporate and Retail portfolio.

Notes to the Consolidated Financial Statements

For the year ended 31 December 2021

(Expressed in thousands of united states dollars unless otherwise stated)

2. SIGNIFICANT GROUP ACCOUNTING POLICIES (Continued)

(ii) Summary of significant accounting policies (continued)

(z) Impairment (continued)

1. Financings & receivables (continued)

Impairment

The Group recognizes loss allowances for ECL on the following type of financial instruments:

- All Islamic financing and certain other assets (including Commodity and Murabaha receivables)
- Debt instruments that are measured at amortised cost or at fair value through equity.
- Financing commitments that are not measured at fair value through profit and loss (FVTPL)
- Financial guarantee contracts that are not measured at fair value through profit and loss (FVTPL)
- Lease receivables and contract assets
- Balances with banks
- Related party balances
- Contingent liabilities

The Group measures loss allowances at an amount equal to lifetime ECL, except for the other financial instruments on which credit risk has not increased significantly since their initial recognition, for which ECL is measured as 12-month ECL.

12-month ECL are the portion of ECL that result from default events on a financial instrument that are possible within the 12 months after the reporting date.

Restructured financial assets

If the terms of a financial asset are renegotiated or modified or an existing financial asset is replaced with a new one due to financial difficulties of the borrower, then an assessment is made of whether the financial asset should be derecognized and ECL are measured as follows:

- If the expected restructuring will not result in derecognition of the existing asset, then the expected cash flows arising from the modified financial asset are included in calculating the cash shortfalls from the existing asset.
- If the expected restructuring will result in derecognition of the existing asset, then the expected fair value of the new asset is treated as the final cash flow from the existing financial asset at the time of its derecognition. This amount is included in calculating the cash shortfalls from the existing financial asset that are discounted from the expected date of derecognition to the reporting date using the original effective profit rate of the existing financial asset

Credit-impaired financial assets

At each reporting date, the Group assesses whether financial assets carried at amortized cost are credit-impaired. A financial asset is 'credit-impaired' when one or more events that have detrimental impact on the estimated future cash flows of the financial asset have occurred.

Evidence that a financial asset is credit-impaired includes the following observable events:

- significant financial difficulty of the borrower or issuer;
- a breach of contract such as a default or past due event;
- the restructuring of a loan or advance by the Group on terms that the Group would not consider otherwise; or
- it is becoming probable that the borrower will enter bankruptcy or other financial reorganization.

Notes to the Consolidated Financial Statements

For the year ended 31 December 2021

(Expressed in thousands of united states dollars unless otherwise stated)

2. SIGNIFICANT GROUP ACCOUNTING POLICIES (Continued)

(ii) Summary of significant accounting policies (continued)

(z) Impairment (continued)

1. Financings & receivables (continued)

Presentation of allowance for ECL in the statement of financial position

Loss allowances for ECL in case of financial assets measured at amortized cost: as a deduction from the gross carrying amount of the assets.

Write-off

The Group's existing policy remains the same under FAS 30. Financial assets are written off either partially or in their entirety only when the Group has stopped pursuing the recovery. If the amount to be written off is greater than the accumulated loss allowance, the difference is first treated as an addition to the allowance that is then applied against the gross carrying amount. Any subsequent recoveries are credited to credit loss expense.

The Group writes off financial assets, in a whole or in part, when it has exhausted all practical recovery efforts and has concluded there is no reasonable expectation of recovery. Indicators that there is no reasonable expectation of recovery (i) ceasing enforcement activity and (ii) where the Group's recovery method is foreclosing on a collateral and the value of the collateral is such that there is no reasonable expectation of recovering in full. The Group may however write-off financial assets that are still subject to enforcement activity.

2. Investments

Development properties

Development properties are carried at lower of cost or estimated net realisable value in accordance with the Net realisable value approach. This includes the situation when there is a possible indication of decline in the value of such properties. Estimated net realisable value is determined using the estimated selling price in the ordinary course of business, less estimated development expenditure. Impairment losses are recognised in the consolidated income statements.

Intangible assets

For the purpose of impairment testing, goodwill acquired in a business combination is, from the acquisition date, allocated to the cash-generating units, or groups of cash-generating units, that are expected to benefit from the synergies of the combination, irrespective of whether other assets or liabilities of the acquiree are assigned to those units or groups of units.

Impairment is determined by assessing the recoverable amount of the cash-generating unit, to which the goodwill relates. Where the recoverable amount of the cash-generating unit is less than the carrying amount, an impairment loss is recognised in the consolidated income statement.

Assets classified as held for sale

An impairment loss is recognised for any initial or subsequent write-down of the asset (or disposal group) to fair value less costs to sell. A gain is recognised for any subsequent increases in fair value less costs to sell of an asset (or disposal group), but not in excess of any cumulative impairment loss previously recognised. A gain or loss not previously recognised by the date of the sale of the non-current asset (or disposal group) is recognised at the date of derecognition.

Other investments

All other investments (excluding investments carried at fair value through income statement) are assessed for impairment in accordance with the Impairment approach.

Impairment loss represents the amount by which an investment's carrying value exceeds its recoverable amount.

In case of indications of possible impairment, the recoverable amount of an investment is determined as being the higher of its fair value less costs of disposal and its value-in-use.

Impairment losses are recognised in the consolidated income statement, taking into account the split between owners and unrestricted investment accounts.

Notes to the Consolidated Financial Statements

For the year ended 31 December 2021

(Expressed in thousands of united states dollars unless otherwise stated)

3. CASH AND BALANCES WITH BANKS AND CENTRAL BANKS

| | 31 December 2021 | | | 31 December 2020 | | |
|--|--------------------|--|----------------|--------------------|--|----------------|
| | Relating to owners | Relating to unrestricted investment accounts | Total | Relating to owners | Relating to unrestricted investment accounts | Total |
| Cash reserve with central banks | 92,402 | 18,010 | 110,412 | 101,500 | 9,867 | 111,367 |
| Cash and balances with banks and central banks | 248,250 | 186,454 | 434,704 | 404,038 | 135,393 | 539,431 |
| | 340,652 | 204,464 | 545,116 | 505,538 | 145,260 | 650,798 |

4. COMMODITY AND OTHER PLACEMENTS WITH BANKS, FINANCIAL AND OTHER INSTITUTIONS

| | 31 December 2021 | | | 31 December 2020 | | |
|--------------------------------|--------------------|--|----------------|--------------------|--|----------------|
| | Relating to owners | Relating to unrestricted investment accounts | Total | Relating to owners | Relating to unrestricted investment accounts | Total |
| Commodity placements | 249,700 | | 249,700 | 268,001 | 12,581 | 280,582 |
| Less: Provision for impairment | (131) | - | (131) | (482) | - | (482) |
| | 249,569 | - | 249,569 | 267,519 | 12,581 | 280,100 |

Cash and cash equivalents for the purpose of consolidated statement of cash flows are as under:

| | 31 December 2021 | | | 31 December 2020 | | |
|---|--------------------|--|----------------|--------------------|--|----------------|
| | Relating to owners | Relating to unrestricted investment accounts | Total | Relating to owners | Relating to unrestricted investment accounts | Total |
| Cash and balances with banks and central banks | 340,652 | 204,464 | 545,116 | 505,538 | 145,260 | 650,798 |
| Commodity and other placements with banks, financial and other institutions | 249,569 | - | 249,569 | 267,519 | 12,581 | 280,100 |
| Less: Placement maturing after ninety days | (63,053) | - | (63,053) | (52,843) | (12,581) | (65,424) |
| Less: Balances with central bank relating to minimum reserve requirement | (92,402) | (18,010) | (110,412) | (101,500) | (9,867) | (111,367) |
| | 434,766 | 186,454 | 621,220 | 618,714 | 135,393 | 754,107 |

Notes to the Consolidated Financial Statements

For the year ended 31 December 2021

(Expressed in thousands of united states dollars unless otherwise stated)

5. MURABAHA AND OTHER FINANCINGS

| | 31 December 2021 | | | 31 December 2020 | | |
|--------------------------------|--------------------|--|------------------|--------------------|--|------------------|
| | Relating to owners | Relating to unrestricted investment accounts | Total | Relating to owners | Relating to unrestricted investment accounts | Total |
| Murabaha and other financings | 760,241 | 1,788,170 | 2,548,411 | 1,359,218 | 1,408,082 | 2,767,300 |
| Less: Provision for impairment | (289,193) | (68,244) | (357,437) | (314,205) | (47,340) | (361,545) |
| | 471,048 | 1,719,926 | 2,190,974 | 1,045,013 | 1,360,742 | 2,405,755 |

Other financings represents conventional loans and advances totalling \$253.2 million (31 December 2020: \$800 million) made by a subsidiary of Ithmaar.

Murabaha and other financings includes restructured facilities amounting to \$535.1 million (31 December 2020: \$7.1 million)

The movement in provision for impairment is as follows:

| | 31 December 2021 | | | 31 December 2020 | | |
|--|--------------------|--|----------------|--------------------|--|----------------|
| | Relating to owners | Relating to unrestricted investment accounts | Total | Relating to owners | Relating to unrestricted investment accounts | Total |
| At 1 January | 314,205 | 47,340 | 361,545 | 312,556 | 26,624 | 339,180 |
| Charge for the year | 31,053 | 23,076 | 54,129 | 41,148 | 20,668 | 61,816 |
| Write back during the year | (29,981) | (529) | (30,510) | (9,202) | (58) | (9,260) |
| Utilised during the year | (14,880) | (667) | (15,547) | (30,820) | - | (30,820) |
| Reclassification | (319) | - | (319) | 5,821 | 210 | 6,031 |
| Exchange differences and other movements | (10,885) | (976) | (11,861) | (5,298) | (104) | (5,402) |
| At 31 December | 289,193 | 68,244 | 357,437 | 314,205 | 47,340 | 361,545 |

6. MUSHARAKA FINANCING

| | 31 December 2021 | | | 31 December 2020 | | |
|----------------------------|--------------------|--|------------------|--------------------|--|----------------|
| | Relating to owners | Relating to unrestricted investment accounts | Total | Relating to owners | Relating to unrestricted investment accounts | Total |
| Musharaka financing | 115 | 1,439,478 | 1,439,593 | 268 | 939,835 | 940,103 |
| Less: expected credit loss | - | (13,850) | (13,850) | - | (10,607) | (10,607) |
| | 115 | 1,425,628 | 1,425,743 | 268 | 929,228 | 929,496 |

Notes to the Consolidated Financial Statements

For the year ended 31 December 2021

(Expressed in thousands of united states dollars unless otherwise stated)

7. SUKUK AND INVESTMENT SECURITIES

| | 31 December 2021 | | | 31 December 2020 | | |
|---|--------------------|--|------------------|--------------------|--|------------------|
| | Relating to owners | Relating to unrestricted investment accounts | Total | Relating to owners | Relating to unrestricted investment accounts | Total |
| Investment securities at fair value through income statement | | | | | | |
| Debt-type instruments – listed | 174 | - | 174 | - | - | - |
| Debt-type instruments – unlisted | 66,022 | - | 66,022 | 40,959 | - | 40,959 |
| Equity-type securities – listed | 4,916 | - | 4,916 | 3,848 | - | 3,848 |
| | 71,112 | - | 71,112 | 44,807 | - | 44,807 |
| Investment securities at fair value through equity | | | | | | |
| Debt-type instruments – listed | 187,535 | 90,153 | 277,688 | 204,334 | 101,598 | 305,932 |
| Debt-type instruments – unlisted | 760,857 | 846,482 | 1,607,339 | 1,009,478 | 250,778 | 1,260,256 |
| Equity-type securities – listed | 82,482 | 567 | 83,049 | 85,623 | - | 85,623 |
| Equity-type securities – unlisted | 293,924 | - | 293,924 | 279,377 | - | 279,377 |
| | 1,324,798 | 937,202 | 2,262,000 | 1,578,812 | 352,376 | 1,931,188 |
| Provision for impairment | (209,541) | - | (209,541) | (209,464) | - | (209,464) |
| | 1,115,257 | 937,202 | 2,052,459 | 1,369,348 | 352,376 | 1,721,724 |
| Investment securities carried at amortised cost | | | | | | |
| Debt-type instruments – listed | 43,788 | 313,329 | 357,117 | 52,185 | 270,930 | 323,115 |
| Debt-type instruments – unlisted | 10,424 | 42,259 | 52,683 | 12,000 | 65,110 | 77,110 |
| | 54,212 | 355,588 | 409,800 | 64,185 | 336,040 | 400,225 |
| Provision for impairment | (8,629) | - | (8,629) | (9,577) | - | (9,577) |
| | 45,583 | 355,588 | 401,171 | 54,608 | 336,040 | 390,648 |
| | 1,231,952 | 1,292,790 | 2,524,742 | 1,468,763 | 688,416 | 2,157,179 |

Sukuk and investment securities include conventional investments totalling \$1,067.2 million (31 December 2020: \$1,311 million) made by a subsidiary of Ithmaar.

Certain assets totalling \$4.5 million (31 December 2020: \$4.5 million) included above are held by third parties as nominee on behalf of the Group.

Notes to the Consolidated Financial Statements

For the year ended 31 December 2021

(Expressed in thousands of united states dollars unless otherwise stated)

7. SUKUK AND INVESTMENT SECURITIES (Continued)

The movement in provision for impairment relating to sukuk and investment securities is as follows:

| | 31 December 2021 | | | 31 December 2020 | | |
|--|--------------------|--|----------------|--------------------|--|----------------|
| | Relating to owners | Relating to unrestricted investment accounts | Total | Relating to owners | Relating to unrestricted investment accounts | Total |
| At 1 January | 219,041 | - | 219,041 | 202,504 | - | 202,504 |
| Charge for the year | 12,463 | - | 12,463 | 22,260 | - | 22,260 |
| Write back during the year | (7,794) | - | (7,794) | (3,197) | - | (3,197) |
| Utilised during the year | (3,855) | - | (3,855) | - | - | - |
| Reclassification | 1,104 | - | 1,104 | (2,757) | - | (2,757) |
| Exchange differences and other movements | (2,789) | - | (2,789) | 231 | - | 231 |
| At 31 December | 218,170 | - | 218,170 | 219,041 | - | 219,041 |

FAS 33 specifies a hierarchy of valuation techniques based on whether the inputs to those valuation techniques are observable or unobservable. Observable inputs reflect market data obtained from independent sources; unobservable inputs reflect the Group's market assumptions. These two types of inputs have created the following fair value hierarchy:

Level 1 – Quoted prices (unadjusted) in active markets for identical investments.

Level 2 – Inputs other than quoted prices included within Level 1 that are observable for the investments, either directly (that is, as prices) or indirectly (that is, derived from prices).

Level 3 – inputs for the investments that are not based on observable market data (unobservable inputs).

This hierarchy requires the use of observable market data when available. The Group considers relevant and observable market prices in its valuations where possible.

Investments measured at fair value

| | Level 1 | Level 2 | Level 3 | Total |
|---|----------------|------------------|---------------|------------------|
| At 31 December 2021 | | | | |
| Investment securities at fair value through income statement | | | | |
| Debt-type instruments | 174 | 66,022 | - | 66,196 |
| Equity securities | 4,916 | - | - | 4,916 |
| Investment securities at fair value through equity | | | | |
| Debt-type instruments – listed | 277,147 | - | - | 277,147 |
| Debt-type instruments – unlisted | - | 1,606,581 | - | 1,606,581 |
| Equity-type securities | 74,528 | 10,400 | 83,803 | 168,731 |
| | 356,765 | 1,683,003 | 83,803 | 2,123,571 |

Notes to the Consolidated Financial Statements

For the year ended 31 December 2021

(Expressed in thousands of united states dollars unless otherwise stated)

7. SUKUK AND INVESTMENT SECURITIES (Continued)

Investments measured at fair value (continued)

| | Level 1 | Level 2 | Level 3 | Total |
|---|----------------|------------------|---------------|------------------|
| At 31 December 2020 | | | | |
| Investment securities at fair value through income statement | | | | |
| Debt-type instruments | - | 40,959 | - | 40,959 |
| Equity securities | 3,848 | - | - | 3,848 |
| Investment securities at fair value through equity | | | | |
| Debt-type instruments – listed | 301,200 | - | - | 301,200 |
| Debt-type instruments – unlisted | - | 1,263,694 | - | 1,263,694 |
| Equity-type securities | 67,948 | 16,634 | 72,248 | 156,830 |
| | 372,996 | 1,321,287 | 72,248 | 1,766,531 |

There was no movement between level 1 and level 2 during the year.

Reconciliation of Level 3 Items

| | Investment securities at fair value through equity | |
|------------------------------------|--|---------------|
| | 2021 | 2020 |
| At 1 January | 72,248 | 79,290 |
| Total gains/(losses) recognised in | | |
| - Income statement | (5,963) | (18,201) |
| - Equity | (1,191) | 2,928 |
| Purchases | 6,011 | - |
| Other movement | 12,698 | 8,231 |
| At 31 December | 83,803 | 72,248 |

Notes to the Consolidated Financial Statements

For the year ended 31 December 2021

(Expressed in thousands of united states dollars unless otherwise stated)

8. INVESTMENT IN ASSOCIATES

Investment in associated companies, as adjusted for the Group's share of their results comprise:

| Name of company | 2021 | % of Share-holding | 2020 | % of Share-holding | Country | Activity |
|---|----------------|--------------------|----------------|--------------------|--------------|---------------------------|
| Unlisted: | | | | | | |
| Citic International Assets Management Limited | 29,253 | 20 | 33,070 | 20 | Hong Kong | Asset management |
| Sanpak Engineering Industries (Pvt) Limited | - | 31 | - | 31 | Pakistan | Manufacturing |
| Ithraa Capital Company | - | 23 | - | 23 | Saudi Arabia | Investment company |
| Naseej B.S.C. (C) | 72,564 | 31 | 73,027 | 31 | Bahrain | Infrastructure |
| | | | | | | Third party administrator |
| Health 360 Ancillary Services W.L.L. | 490 | 20 | 487 | 20 | Bahrain | |
| Solidarity Saudi Takaful Company | - | 28 | - | 28 | Saudi Arabia | Takaful |
| Faysal Saving Growth Fund* | 411 | 35 | - | - | Pakistan | Mutual funds |
| Faysal Asset Allocation Fund* | 6,105 | 23 | - | - | Pakistan | Mutual funds |
| Listed: | | | | | | |
| BBK B.S.C. | 568,110 | 26 | 516,577 | 26 | Bahrain | Banking |
| | 676,933 | | 623,161 | | | |

*During the period, the Group's subsidiary increased its shareholding in these funds, thereby classifying them as associates.

During the year, the Group reversed an impairment provision amounting to \$35 million (31 December 2020: \$27 million) against one of its investment in a listed associate based on its assessment of the recoverable amount being higher than the carrying value. The recoverable amount is determined based on the market share price and the estimated fair value of the related significant influence premium the Group has over the associate, and the fair value determined by independent valuer (note 43)

Group's share of associates's results comprise mainly from following associated companies:

| Name of company | 2021 | 2020 |
|---|---------------|---------------|
| Unlisted: | | |
| Solidarity Saudi Takaful Company | - | 4,074 |
| Citic International Assets Management Limited | (4,362) | (8,530) |
| Naseej B.S.C. (C) | 2,699 | (1,624) |
| Others | 357 | (293) |
| Listed: | | |
| BBK B.S.C . | 37,759 | 37,351 |
| | 36,453 | 30,978 |

Share of reserves of Investment in associates amount to \$36.5 million (31 December 2020: \$37.9 million).

Investment in associates include conventional investments totalling \$674.3 million (31 December 2020: \$622.7 million).

Investment in associates amounting to \$568.1 million (31 December 2020: \$516.6 million) are pledged as collateral against borrowings with the terms and conditions in the ordinary course of business.

Amortisation charge for the intangible assets for the year ended 31 December 2021 amounted to \$7.2 million (31 December 2020: \$7.2 million).

Notes to the Consolidated Financial Statements

For the year ended 31 December 2021

(Expressed in thousands of united states dollars unless otherwise stated)

8. INVESTMENT IN ASSOCIATES (Continued)

Summarised financial position of associates that have been equity accounted:

| | 31 December 2021 | 31 December 2020 |
|-------------------|---------------------|---------------------|
| Total assets | 10,169,973 | 10,480,239 |
| Total liabilities | 8,352,352 | 8,695,653 |
| Total revenues | 328,722 | 330,004 |
| Total net profit | 150,311 | 120,114 |

9. ASSETS ACQUIRED FOR LEASING

| | 31 December 2021 | | | 31 December 2020 | | |
|----------------------|------------------|-----------------------------|--------------------|------------------|-----------------------------|--------------------|
| | Cost | Accumulated depreciation | Net book amount | Cost | Accumulated depreciation | Net book amount |
| Property & Equipment | 457,624 | (65,804) | 391,820 | 439,717 | (54,183) | 385,534 |

The net book amount of assets acquired for leasing is further analysed as follows:

| | 31 December 2021 | 31 December 2020 |
|--|---------------------|---------------------|
| Relating to owners | 922 | 3,133 |
| Relating to unrestricted investment accounts | 390,898 | 382,401 |
| | 391,820 | 385,534 |

Notes to the Consolidated Financial Statements

For the year ended 31 December 2021

(Expressed in thousands of united states dollars unless otherwise stated)

10. INSURANCE AND RELATED RECEIVABLES

| | 31 December 2021 | 31 December 2020 |
|--|---------------------|---------------------|
| Insurance and other receivables | 54,008 | 58,064 |
| Reinsurer's share of outstanding claims | 20,760 | 15,950 |
| Reinsurer's share of unearned contribution | 36,614 | 34,023 |
| | 111,382 | 108,037 |
| Less: Provision for impairment | (7,908) | (6,930) |
| | 103,474 | 101,107 |

| | 31 December 2021 | | |
|---|------------------|-----------------|---------------|
| Movement in Reinsurer's share of outstanding claims | Gross | Reinsurance | Net |
| Reported claims | 37,723 | (13,242) | 24,481 |
| Incurred But Not Reported (IBNR) | 11,442 | (2,708) | 8,734 |
| At 1 January 2021 | 49,165 | (15,950) | 33,215 |
| Change in liabilities | 3,238 | (4,810) | (1,572) |
| At 31 December 2021 | 52,403 | (20,760) | 31,643 |
| Reported claims | 34,426 | (17,834) | 16,592 |
| IBNR | 17,977 | (2,926) | 15,051 |
| At 31 December 2021 | 52,403 | (20,760) | 31,643 |

| Movement in Reinsurers, share of unearned contribution | Gross | Reinsurance | Net |
|--|---------------|-----------------|---------------|
| At 1 January 2021 | 74,002 | (34,023) | 39,979 |
| Net movement | 3,329 | (2,591) | 738 |
| At 31 December 2021 | 77,331 | (36,614) | 40,717 |

| | 31 December 2020 | | |
|---|------------------|-----------------|---------------|
| Movement in Reinsurers' share of outstanding claims | Gross | Reinsurance | Net |
| Reported claims | 43,925 | (20,625) | 23,300 |
| Incurred But Not Reported (IBNR) | 6,727 | (455) | 6,272 |
| At 1 January 2020 | 50,652 | (21,080) | 29,572 |
| Change in liabilities | (1,487) | 5,130 | 3,643 |
| At 31 December 2020 | 49,165 | (15,950) | 33,215 |
| Reported claims | 37,723 | (13,242) | 24,481 |
| IBNR | 11,442 | (2,708) | 8,734 |
| At 31 December 2020 | 49,165 | (15,950) | 33,215 |

| Movement in Reinsurers, share of unearned contribution | Gross | Reinsurance | Net |
|--|---------------|-----------------|---------------|
| At 1 January 2020 | 79,116 | (37,404) | 41,712 |
| Net movement | (5,114) | 3,381 | (1,733) |
| At 31 December 2020 | 74,002 | (34,023) | 39,979 |

Notes to the Consolidated Financial Statements

For the year ended 31 December 2021

(Expressed in thousands of united states dollars unless otherwise stated)

11. INSURANCE RELATED RESERVES

| | 31 December 2021 | 31 December 2020 |
|---|---------------------|---------------------|
| Outstanding claims - Gross | 52,403 | 49,165 |
| Unearned contributions, commission and other reserves | 77,331 | 74,002 |
| | 129,734 | 123,167 |

12. OTHER ASSETS

| | 31 December 2021 | | | 31 December 2020 | | |
|----------------------------------|-----------------------|---|----------------|-----------------------|---|----------------|
| | Relating to owners | Relating to unrestricted investment accounts | Total | Relating to owners | Relating to unrestricted investment accounts | Total |
| Account receivable | 141,385 | 83,925 | 225,310 | 125,938 | 77,914 | 203,852 |
| Due from related parties | 684 | - | 684 | 557 | - | 557 |
| Taxes – deferred | 9,326 | 1,164 | 10,490 | 1,382 | - | 1,382 |
| Taxes – current | 525 | - | 525 | 261 | - | 261 |
| Non-current assets held for sale | 23,623 | - | 23,623 | 22,339 | - | 22,339 |
| | 175,543 | 85,089 | 260,632 | 150,477 | 77,914 | 228,391 |
| Provision for impairment | (67,904) | (12,104) | (80,008) | (64,993) | (11,939) | (76,932) |
| | 107,639 | 72,985 | 180,624 | 85,484 | 65,975 | 151,459 |

The movement in provision for impairment is as follows:

| | 31 December 2021 | | | 31 December 2020 | | |
|--|-----------------------|---|---------------|-----------------------|---|---------------|
| | Relating to owners | Relating to unrestricted investment accounts | Total | Relating to owners | Relating to unrestricted investment accounts | Total |
| At 1 January | 64,993 | 11,939 | 76,932 | 75,176 | 12,150 | 87,326 |
| Charge for the year | 1,716 | 182 | 1,898 | 2,033 | - | 2,033 |
| Write back during the year | (843) | - | (843) | (11,885) | - | (11,885) |
| Utilised during the year | (6,961) | - | (6,961) | - | - | - |
| Reclassification | 10,020 | - | 10,020 | 597 | (209) | 388 |
| Exchange differences and other movements | (1,021) | (17) | (1,038) | (928) | (2) | (930) |
| At 31 December | 67,904 | 12,104 | 80,008 | 64,993 | 11,939 | 76,932 |

Notes to the Consolidated Financial Statements

For the year ended 31 December 2021

(Expressed in thousands of united states dollars unless otherwise stated)

13. INVESTMENT IN REAL ESTATE

| | 31 December 2021 | | | 31 December 2020 | | |
|--------------------------------|--------------------|--|----------------|--------------------|--|----------------|
| | Relating to owners | Relating to unrestricted investment accounts | Total | Relating to owners | Relating to unrestricted investment accounts | Total |
| Investment properties | 266,289 | - | 266,289 | 292,050 | - | 292,050 |
| Less: Provision for impairment | (9,970) | - | (9,970) | (35,746) | - | (35,746) |
| | 256,319 | - | 256,319 | 256,304 | - | 256,304 |

Fair value of investment properties at the year end approximates their carrying value.

Certain assets totalling \$0.6 million (31 December 2020: \$0.6 million) included above are held by third parties as nominee on behalf of the Group.

The movement in provision for impairment for investment in real estate is as follows:

| | 31 December 2021 | | | 31 December 2020 | | |
|--|--------------------|--|--------------|--------------------|--|---------------|
| | Relating to owners | Relating to unrestricted investment accounts | Total | Relating to owners | Relating to unrestricted investment accounts | Total |
| At 1 January | 35,746 | - | 35,746 | 37,178 | - | 37,178 |
| Charge for the year | - | - | - | 2,019 | - | 2,019 |
| Write back during the year | - | - | - | (359) | - | (359) |
| Utilised during the year | (15,141) | - | (15,141) | - | - | - |
| Reclassification | (10,613) | - | (10,613) | (3,582) | - | (3,582) |
| Exchange differences and other movements | (22) | - | (22) | 490 | - | 490 |
| At 31 December | 9,970 | - | 9,970 | 35,746 | - | 35,746 |

14. DEVELOPMENT PROPERTIES

| | Relating to owners | |
|-------------------|--------------------|------------------|
| | 31 December 2021 | 31 December 2020 |
| Land | 185,080 | 197,610 |
| Development costs | 48,155 | 74,408 |
| | 233,235 | 272,018 |

Development costs represent the infrastructure costs incurred such as roads and networks, electricity stations and design and supervision costs and the infrastructure cost. The infrastructure cost commitments are expected to be met by anticipated sale of plots. Based on this, management has estimated that the current carrying value is lower than the net realisable value, and accordingly, no impairment has been considered necessary.

Notes to the Consolidated Financial Statements

For the year ended 31 December 2021

(Expressed in thousands of united states dollars unless otherwise stated)

15. FIXED ASSETS

| | Relating to owners | | | | | |
|-------------------------|--------------------|--------------------------|-----------------|------------------|--------------------------|-----------------|
| | 31 December 2021 | | | 31 December 2020 | | |
| | Cost | Accumulated depreciation | Net book amount | Cost | Accumulated depreciation | Net book amount |
| Land and building | 58,463 | (10,143) | 48,320 | 54,512 | (10,593) | 43,919 |
| Leasehold improvements | 37,207 | (24,276) | 12,931 | 36,356 | (23,362) | 12,994 |
| Furniture and equipment | 93,980 | (69,445) | 24,535 | 90,704 | (67,779) | 22,925 |
| Motor vehicles | 3,387 | (2,009) | 1,378 | 3,417 | (1,948) | 1,469 |
| Right-of-use assets | 99,581 | (14,971) | 84,610 | - | - | - |
| | 292,618 | (120,844) | 171,774 | 184,989 | (103,682) | 81,307 |

Depreciation charge for the year ended 31 December 2021 amounted to \$12.8 million (31 December 2020: \$8.9 million).

16. INTANGIBLE ASSETS

| | Relating to owners | | | | |
|--------------------|--------------------|--------------------------|--------------------------|----------------------|-----------------|
| | 31 December 2021 | | | | |
| | Cost | Accumulated amortisation | Provision for impairment | Exchange differences | Net book amount |
| Goodwill | 93,355 | - | (71,070) | (12,619) | 9,666 |
| Customer relations | 120,212 | (83,505) | - | (11,911) | 24,796 |
| Core deposits | 155,546 | (119,586) | - | (13,711) | 22,249 |
| Others | 63,965 | (38,210) | - | - | 25,755 |
| | 433,078 | (241,301) | (71,070) | (38,241) | 82,466 |

| | Relating to owners | | | | |
|--------------------|--------------------|--------------------------|--------------------------|----------------------|-----------------|
| | 31 December 2020 | | | | |
| | Cost | Accumulated amortisation | Provision for impairment | Exchange differences | Net book amount |
| Goodwill | 93,355 | - | (71,070) | (12,178) | 10,107 |
| Customer relations | 120,212 | (78,810) | - | (13,497) | 27,905 |
| Core deposits | 155,546 | (111,808) | - | (17,662) | 26,076 |
| Others | 60,120 | (34,761) | - | - | 25,359 |
| | 429,233 | (225,379) | (71,070) | (43,337) | 89,447 |

Amortisation charge for the year ended 31 December 2021 amounted to \$15.9 million (31 December 2020: \$16.2 million)

Notes to the Consolidated Financial Statements

For the year ended 31 December 2021

(Expressed in thousands of united states dollars unless otherwise stated)

16. INTANGIBLE ASSETS (Continued)

The carrying amount of goodwill has been allocated to cash-generating units as follows:

| | 31 December 2021 | 31 December 2020 |
|-------------------------------------|---------------------|---------------------|
| Faysal Bank Limited | 7,088 | 7,529 |
| Solidarity Group Holding B.S.C. (C) | 2,578 | 2,578 |
| | 9,666 | 10,107 |

The recoverable amount of the cash-generating units were determined based on Value-in-Use (VIU) and Fair Value Less Cost to Sell (FVLCTS). VIU calculations were determined using cash flow projections from financial budgets approved by the Group's senior management covering a three year period. The discount rate applied to cash flow projections represent the cost of capital adjusted for an appropriate risk premium for these cash-generating units. For FVLCTS calculations, the Comparable Companies Multiple (CCM) method was used, whereby the price to book value (P/B) multiple of the listed Islamic banks operating in the region was considered. The key assumptions used in estimating the recoverable amounts of cash-generating units were assessed to ensure reasonableness of the VIU and FVLCTS and resulting adjustment, if any, is recorded in the consolidated income statement.

17. CUSTOMERS' CURRENT ACCOUNTS

Customers' current accounts include balance relating to a counterparty amounting to \$203.9 million which is subject to sanctions under US measures (31 December 2020: \$223.2 million).

18. DUE TO BANKS, FINANCIAL AND OTHER INSTITUTIONS

| | 31 December 2021 | | | 31 December 2020 | | |
|---|-----------------------|---|------------------|-----------------------|---|------------------|
| | Relating to owners | Relating to unrestricted investment accounts | Total | Relating to owners | Relating to unrestricted investment accounts | Total |
| Due to banks | 822,562 | 427,690 | 1,250,252 | 847,841 | 145,655 | 993,496 |
| Due to financial and other institutions | 63,902 | 53,548 | 117,450 | 121,418 | - | 121,418 |
| | 886,464 | 481,238 | 1,367,702 | 969,259 | 145,655 | 1,114,914 |

Due to banks, financial and other institutions include balances totalling \$427.6 million from two counterparties which are subject to sanctions under US measures (31 December 2020: \$438.2 million).

Due to banks, financial and other institutions include conventional deposits totalling \$203.5 million (31 December 2020: \$282.6 million), accepted by a subsidiary of Ithmaar.

At 31 December 2021, there were collateralized borrowings against an investment in associate in aggregate \$146.8 million (31 December 2020: \$192.5 million).

Cash dividends amounting to \$18.8 million (31 December 2020: \$26.9 million) on certain shares pledged as collateral was directly received by the lender (as per agreed terms and conditions) during the year and adjusted against the outstanding facility amount as per the agreed terms.

Assets which are pledged as collateral are conducted under terms that are usual and customary to standard lending and securities borrowing and lending activities.

Notes to the Consolidated Financial Statements

For the year ended 31 December 2021

(Expressed in thousands of united states dollars unless otherwise stated)

19. DUE TO INVESTORS

| | Relating to owners | |
|-------------------------------|--------------------|------------------|
| | 31 December 2021 | 31 December 2020 |
| Due to corporate institutions | 705,221 | 713,135 |
| Due to individuals | 197,561 | 578,757 |
| Due to financial institutions | 211,405 | 72,128 |
| | 1,114,187 | 1,364,020 |

Due to investors represent conventional deposits accepted by a subsidiary of the Group.

20. OTHER LIABILITIES

| | 31 December 2021 | | | 31 December 2020 | | |
|-----------------------------------|--------------------|--|----------------|--------------------|--|----------------|
| | Relating to owners | Relating to unrestricted investment accounts | Total | Relating to owners | Relating to unrestricted investment accounts | Total |
| Accounts payable | 260,562 | 184,265 | 444,827 | 281,387 | 86,510 | 367,897 |
| Due to related parties (note 38) | 13 | - | 13 | 129 | - | 129 |
| Provision for taxation – current | 5,080 | - | 5,080 | 1,088 | - | 1,088 |
| Provision for taxation – deferred | 3,356 | - | 3,356 | 3,671 | - | 3,671 |
| | 269,011 | 184,265 | 453,276 | 286,275 | 86,510 | 372,785 |

21. EQUITY OF UNRESTRICTED INVESTMENT ACCOUNTHOLDERS

The funds received from Unrestricted Investment Accountholders (URIA) are invested on their behalf without recourse to the Group. The statement of financial position of URIA is as follows:

| | Notes | 31 December 2021 | 31 December 2020 |
|---|-------|------------------|------------------|
| Cash and balances with banks and central banks | 3 | 204,464 | 145,260 |
| Commodity and other placements with banks, financial and other institutions | 4 | - | 12,581 |
| Murabaha and other financings | 5 | 1,719,926 | 1,360,742 |
| Musharaka financing | 6 | 1,425,628 | 929,228 |
| Sukuk and investment securities | 7 | 1,292,790 | 688,416 |
| Assets acquired for leasing | | 390,898 | 382,401 |
| Other assets | 12 | 72,985 | 65,975 |
| Fixed assets | | 56,897 | - |
| Due from the Group (net) | | 532,697 | 703,937 |
| | | 5,696,285 | 4,288,540 |
| Customers' current accounts | 17 | (1,279,085) | (692,739) |
| Due to banks, financial and other institutions | 18 | (481,238) | (145,655) |
| Other liabilities | 19 | (184,265) | (86,510) |
| Equity of unrestricted investment accountholders | | 3,751,697 | 3,363,636 |

Due from the Group represents amount invested by URIA with owners. This amount is eliminated on consolidated and reflected as URIA's share of jointly financed assets on the consolidated balance sheet.

Notes to the Consolidated Financial Statements

For the year ended 31 December 2021

(Expressed in thousands of united states dollars unless otherwise stated)

21. EQUITY OF UNRESTRICTED INVESTMENT ACCOUNTHOLDERS (Continued)

The assets attributable to unrestricted investment accountholders have been disclosed net of impairment provisions amounting to \$94.2 million (31 December 2020: \$69.9 million). The movement of impairment provisions relating to unrestricted investment accountholders has been disclosed in note 29.

Other liabilities include profit equalization reserve and the movement is as follows:

| | 31 December 2021 | 31 December 2020 |
|---------------------------------|---------------------|---------------------|
| At 1 January | 11,497 | 19,495 |
| Net utilisation during the year | (7,339) | (7,998) |
| At 31 December | 4,158 | 11,497 |

The average gross rate of return in respect of unrestricted investment accounts was 3.9% per annum for 2021 (2020: 4.9%) of which 2.4% per annum (2020: 3.2%) was distributed to the investors and the balance was either set aside as provision for impairment, management fees of \$1.2 million (up to 1.5% of the total invested amount per annum to cover administration and other expenses related to the management of such funds) and/or retained by the Group as share of profits in its capacity as a Mudarib.

22. MINORITY INTERESTS

The consolidated financial statements include 100% of the assets, liabilities and earnings of subsidiaries. The ownership interests of the other shareholders in the subsidiaries are called minority interests.

The following table summarises the minority shareholders' interests in the equity of consolidated subsidiaries.

| | 31 December 2021 | | 31 December 2020 | |
|--|------------------|----------------|------------------|----------------|
| | Minority % | | Minority % | |
| Faysal Bank Limited | 33 | 117,997 | 33 | 116,101 |
| Solidarity Group Holding B.S.C. (C) | 45 | 101,871 | 45 | 101,002 |
| Health Island WLL | 50 | 33,668 | 50 | 34,150 |
| Dilmunia Development Fund I L.P. | 8 | 21,546 | 10 | 27,273 |
| Cityview Real Estate Development B.S.C. (C) | 49 | (2,206) | 49 | (3,795) |
| Sakana Holistic Housing Solutions B.S.C. (C) | 50 | 1,576 | 50 | 2,644 |
| | | 274,452 | | 277,375 |

Minority interests in the consolidated income statement of \$21.7 million (31 December 2020: \$20 million) represent the minority shareholders' share of the earnings of these subsidiaries for the respective years.

Notes to the Consolidated Financial Statements

For the year ended 31 December 2021

(Expressed in thousands of united states dollars unless otherwise stated)

23. SHARE CAPITAL

| | Number of shares (thousands) | Share capital |
|--|---------------------------------|----------------|
| Authorised | 8,000,000 | 2,000,000 |
| Issued and fully paid | | |
| Total outstanding | 3,030,755 | 757,690 |
| Treasury shares | (120,595) | (30,149) |
| At 31 December 2020 (Audited) | 2,910,160 | 727,541 |
| Issued and fully paid | | |
| Total outstanding as at 1 January 2020 | 3,030,755 | 757,690 |
| Treasury shares | (120,595) | (30,149) |
| At 31 December 2021 (Audited) | 2,910,160 | 727,541 |

Ithmaar's total issued and fully paid share capital at 31 December 2021 comprises 3,030,755,027 shares at \$0.25 per share amounting to \$757,688,757. The share capital of Ithmaar is denominated in United States Dollars and these shares are traded on Bahrain Bourse in United States dollars and Dubai Financial Market in Arab Emirates Dirham.

Ithmaar owned 120,595,238 of its own shares at 31 December 2021 (31 December 2020: 120,595,238). The shares are held as treasury shares and the Group has the right to reissue these shares at a later date.

24. EARNINGS/(LOSSES) PER SHARE (BASIC & DILUTED)

Earnings per share (Basic & Diluted) are calculated by dividing the net (loss)/income attributable to shareholders by the weighted average number of issued and fully paid up ordinary shares during the year.

| | 31 December 2021 | 31 December 2020 |
|--|---------------------|---------------------|
| Net profit/(loss) attributable to shareholders (\$ '000) | 38,603 | (41,719) |
| Weighted average number of issued and fully paid up ordinary shares ('000) | 2,910,160 | 2,910,160 |
| Earnings/(Losses) per share (Basic & Diluted) - US Cents | 1.33 | (1.43) |

Earnings per share on non-sharia compliant income and expenses is included under note 41.

25. INCOME FROM MURABAHA AND OTHER FINANCINGS

| | Relating to owners | |
|--------------------------------|---------------------|---------------------|
| | 31 December 2021 | 31 December 2020 |
| Income from Islamic financings | 3,717 | 3,247 |
| Income from other financings | 57,755 | 112,758 |
| | 61,472 | 116,005 |

Notes to the Consolidated Financial Statements

For the year ended 31 December 2021

(Expressed in thousands of united states dollars unless otherwise stated)

26. INCOME FROM OTHER INVESTMENTS

| | Relating to owners | |
|--|---------------------|---------------------|
| | 31 December 2021 | 31 December 2020 |
| Income from investment securities at amortised cost | 2,490 | 3,581 |
| Income from investment securities at fair value through equity | 101,304 | 117,209 |
| Income from investment securities at fair value through income statement | 20,919 | 23,937 |
| (Loss)/income from investment in real estate | (7,141) | 2,616 |
| | 117,572 | 147,343 |

27. OTHER INCOME

| | Relating to owners | |
|---|---------------------|---------------------|
| | 31 December 2021 | 31 December 2020 |
| Income from banking services | 47,439 | 51,256 |
| Insurance underwriting profit (note 27.1) | 27,013 | 25,938 |
| Income from commodity placements | 8,434 | 12,887 |
| Foreign exchange income/ (loss) | 18,084 | (14,358) |
| Gain on disposal of fixed assets | 1,578 | 133 |
| | 102,548 | 75,856 |

27.1 Breakdown of Insurance underwriting profit

| | | |
|-------------------------------|---------------|---------------|
| Net insurance premiums earned | 72,738 | 74,150 |
| Net insurance claims incurred | (45,725) | (48,212) |
| | 27,013 | 25,938 |

28. ADMINISTRATIVE AND GENERAL EXPENSES

| | Relating to owners | |
|-------------------------------|---------------------|---------------------|
| | 31 December 2021 | 31 December 2020 |
| Salaries and other benefits | 92,424 | 93,324 |
| Office expenses | 74,230 | 67,285 |
| Professional fees | 15,498 | 18,150 |
| Other administrative expenses | 26,612 | 23,856 |
| | 208,764 | 202,615 |

Notes to the Consolidated Financial Statements

For the year ended 31 December 2021

(Expressed in thousands of united states dollars unless otherwise stated)

29. PROVISION FOR IMPAIRMENT

| | 31 December 2021 | | | 31 December 2021 | | |
|----------------------------|--------------------|--|----------------|--------------------|--|----------------|
| | Relating to owners | Relating to unrestricted investment accounts | Total | Relating to owners | Relating to unrestricted investment accounts | Total |
| At 1 January | 830,116 | 69,886 | 900,002 | 835,622 | 44,858 | 880,480 |
| Charge for the year | 46,210 | 32,954 | 79,164 | 80,683 | 26,127 | 106,810 |
| Write back during the year | (73,618) | (5,678) | (79,296) | (51,993) | (849) | (52,842) |
| Utilised during the year | (47,010) | (667) | (47,677) | (30,821) | (103) | (30,924) |
| Exchange differences | (19,230) | (2,297) | (21,527) | (3,375) | (147) | (3,522) |
| At 31 December | 736,468 | 94,198 | 830,666 | 830,116 | 69,886 | 900,002 |

Provision utilised during the year represents write-offs during the year pertaining to stage 3.

The allocation of the provision for impairment to the respective assets is as follows:

| | 31 December 2021 | | | 31 December 2020 | | |
|---|--------------------|--|----------------|--------------------|--|----------------|
| | Relating to owners | Relating to unrestricted investment accounts | Total | Relating to owners | Relating to unrestricted investment accounts | Total |
| Murabaha and other financings | 289,193 | 68,244 | 357,437 | 314,205 | 47,340 | 361,545 |
| Musharaka financing | - | 13,850 | 13,850 | - | 10,607 | 10,607 |
| Commodity and other placements with banks, financial and other institutions | 131 | - | 131 | 482 | - | 482 |
| Investment in mudaraba | 176 | - | 176 | 176 | - | 176 |
| Investment in associates | 9,662 | - | 9,662 | 51,049 | - | 51,049 |
| Sukuk and investment securities | 218,170 | - | 218,170 | 219,041 | - | 219,041 |
| Restricted investment accounts | 49,735 | - | 49,735 | 49,735 | - | 49,735 |
| Insurance and related receivables | 7,908 | - | 7,908 | 6,930 | - | 6,930 |
| Other assets | 66,040 | 12,104 | 78,144 | 63,250 | 11,939 | 75,189 |
| Off-balance sheet related | 1,864 | - | 1,864 | 1,743 | - | 1,743 |
| Development properties | 12,549 | - | 12,549 | 16,689 | - | 16,689 |
| Investment in real estate | 9,970 | - | 9,970 | 35,746 | - | 35,746 |
| Intangible assets | 71,070 | - | 71,070 | 71,070 | - | 71,070 |
| | 736,468 | 94,198 | 830,666 | 830,116 | 69,886 | 900,002 |

Notes to the Consolidated Financial Statements

For the year ended 31 December 2021

(Expressed in thousands of united states dollars unless otherwise stated)

29. PROVISION FOR IMPAIRMENT (Continued)

Loss allowance

The following table sets out information about the credit quality of financial assets measured at amortized cost. Unless specifically indicated, for financial assets, the amounts in the table represent gross carrying amounts.

31 December 2021

| Financial assets - amortized cost | Stage 1 | Stage 2 | Stage 3 | Total |
|---|-----------|----------|-----------|-----------|
| Cash, Commodity and other placements with banks, financial and other institutions | 795,167 | - | - | 795,167 |
| Financings (Funded and unfunded exposure) Corporate | | | | |
| Low risks (1-3) | 930,205 | 190,215 | - | 1,120,420 |
| Acceptable risks (4-6) | 1,616,002 | 86,407 | - | 1,702,409 |
| Watch list (7) | - | 479,855 | - | 479,855 |
| Non performing (8-10) | - | - | 313,578 | 313,578 |
| Carrying amount - Corporate | 2,546,207 | 756,477 | 313,578 | 3,616,262 |
| Retail (un-rated) | 1,493,811 | 24,331 | 63,613 | 1,581,755 |
| Carrying amount including unfunded | 4,040,018 | 780,808 | 377,191 | 5,198,017 |
| Sukuk and investment securities | 378,954 | 22,219 | 8,627 | 409,800 |
| Other receivables | 238,078 | 8,198 | 76,693 | 322,969 |
| Loss allowance | (38,131) | (83,138) | (348,688) | (469,957) |
| Total Financial assets carrying amount | 5,414,086 | 728,087 | 113,823 | 6,255,996 |

31 December 2020

| Financial assets - amortized cost | Stage 1 | Stage 2 | Stage 3 | Stage 4 |
|---|-----------|----------|-----------|-----------|
| Cash, Commodity and other placements with banks, financial and other institutions | 931,380 | - | - | 931,380 |
| Financings (Funded and unfunded exposure) Corporate | | | | |
| Low risks (1-3) | 675,345 | 67,759 | - | 743,104 |
| Acceptable risks (4-6) | 1,643,059 | 58,336 | 400 | 1,701,795 |
| Watch list (7) | - | 509,549 | - | 509,549 |
| Non performing (8-10) | - | - | 302,165 | 302,165 |
| Carrying amount - Corporate | 2,318,404 | 635,644 | 302,565 | 3,256,613 |
| Retail (un-rated) | 1,297,500 | 136,491 | 100,775 | 1,534,766 |
| Carrying amount including unfunded | 3,615,904 | 772,135 | 403,340 | 4,791,379 |
| Sukuk and investment securities | 390,693 | - | 9,532 | 400,225 |
| Other receivables | 229,498 | 2,884 | 62,901 | 295,283 |
| Loss allowance | (37,469) | (79,212) | (350,120) | (466,801) |
| Total Financial assets carrying amount | 5,130,006 | 695,807 | 125,653 | 5,951,466 |

Gross financings (funded) as of 31 December 2021 amounted to \$3.3 billion, \$0.8 billion and \$0.4 billion for Stage 1, Stage 2 and Stage 3 respectively (31 December 2020: \$3.0 billion, \$0.7 billion and \$0.4 billion). Collateral coverage for gross financing as of 31 December 2021 was 82%, 55% and 34% for Stage 1, Stage 2 and Stage 3 respectively (31 December 2020: 80%, 40% and 48%).

Notes to the Consolidated Financial Statements

For the year ended 31 December 2021

(Expressed in thousands of united states dollars unless otherwise stated)

30. OVERSEAS TAXATION

| | Relating to owners | |
|----------------|---------------------|---------------------|
| | 31 December 2021 | 31 December 2020 |
| Current taxes | 33,602 | 24,908 |
| Deferred taxes | (3,487) | 1,930 |
| | 30,115 | 26,838 |

The Group is subject to income taxes in some jurisdictions. Estimates are required in determining the provision for income taxes. There are some transactions and calculations for which the ultimate tax determination is uncertain. Where the final tax outcome of these matters is different from the amounts that were initially recorded, such differences impact the income tax and deferred tax provisions in the period in which such determination is made.

Current tax receivable/(payable)

| | 31 December 2021 | 31 December 2020 |
|--|---------------------|---------------------|
| At 1 January | (827) | 10,871 |
| Charge for the year | (33,602) | (24,908) |
| Payments made | 42,316 | 15,162 |
| Exchange differences and other movements | (12,442) | (1,952) |
| At 31 December | (4,555) | (827) |

Deferred tax asset/(liability)

| | 31 December 2021 | 31 December 2020 |
|--|---------------------|---------------------|
| At 1 January | (2,289) | 4,982 |
| Charge for the year | 3,487 | (1,930) |
| Charges due to fair value reserve | 4,356 | (3,729) |
| Exchange differences and other movements | 416 | (1,612) |
| At 31 December | 5,970 | (2,289) |

Notes to the Consolidated Financial Statements

For the year ended 31 December 2021

(Expressed in thousands of united states dollars unless otherwise stated)

31. SEGMENTAL INFORMATION

The Group constitutes of three main business segments, namely;

- (i) Retail & Corporate banking business, in which the Group receives customer funds and deposits and extends financing to its retail and corporate clients.
- (ii) Asset Management/Investment Banking, in which the Group directly participates in investment opportunities.

| | 31 December 2021 | | | | 31 December 2020 | | | |
|---|----------------------------|---------------------------------------|----------|-----------|----------------------------|---------------------------------------|----------|-----------|
| | Retail & Corporate banking | Asset Management / Investment Banking | Others | Total | Retail & Corporate banking | Asset Management / Investment Banking | Others | Total |
| Operating income/(loss) | 278,532 | (9,946) | 39,123 | 307,709 | 240,435 | (9,782) | 38,627 | 269,280 |
| Total expenses | (189,133) | (29,515) | (26,030) | (244,678) | (185,251) | (25,326) | (24,654) | (235,231) |
| Net income/(loss) before provision and overseas taxation | 89,399 | (39,461) | 13,093 | 63,031 | 55,184 | (35,108) | 13,973 | 34,049 |
| Provision and overseas taxation | (20,303) | 18,967 | (1,371) | (2,707) | (67,155) | 13,452 | (1,825) | (55,528) |
| Net income/(loss) for the year | 69,096 | (20,494) | 11,722 | 60,324 | (11,971) | (21,656) | 12,148 | (21,479) |
| Attributable to: | | | | | | | | |
| Equity holders of Ithmaar | 51,384 | (18,039) | 5,258 | 38,603 | (25,159) | (22,388) | 5,828 | (41,719) |
| Minority interests | 17,712 | (2,455) | 6,464 | 21,721 | 13,188 | 732 | 6,320 | 20,240 |
| | 69,096 | (20,494) | 11,722 | 60,324 | (11,971) | (21,656) | 12,148 | (21,479) |
| Total assets | 7,630,642 | 1,037,807 | 364,340 | 9,032,789 | 6,907,505 | 1,126,662 | 349,498 | 8,383,665 |
| Total liabilities and equity of unrestricted investment account holders | 8,484,557 | 49,398 | 186,620 | 8,720,575 | 7,838,742 | 72,547 | 180,239 | 8,091,528 |

The Group constitutes of three geographical segments which are Middle East, Asia and others

| | 31 December 2021 | | | | 31 December 2020 | | | |
|---|----------------------|--------------|---------|-----------|----------------------|--------------|---------|-----------|
| | Middle East & Africa | Rest of Asia | Others | Total | Middle East & Africa | Rest of Asia | Others | Total |
| Operating income/(loss) | 101,869 | 203,272 | 2,568 | 307,709 | 65,432 | 202,118 | 1,730 | 269,280 |
| Total expenses | (112,595) | (129,856) | (2,227) | (244,678) | (110,703) | (122,230) | (2,298) | (235,231) |
| Net income/(loss) before provision and overseas taxation | (10,726) | 73,416 | 341 | 63,031 | (45,271) | 79,888 | (568) | 34,049 |
| Provision and overseas taxation | 17,020 | (19,022) | (705) | (2,707) | (15,983) | (39,616) | 71 | (55,528) |
| Net income/(loss) for the year | 6,294 | 54,394 | (364) | 60,324 | (61,254) | 40,272 | (497) | (21,479) |
| Attributable to: | | | | | | | | |
| Equity holders of the Ithmaar | 2,756 | 36,211 | (364) | 38,603 | (68,032) | 26,810 | (497) | (41,719) |
| Minority interests | 3,538 | 18,183 | - | 21,721 | 6,778 | 13,462 | - | 20,240 |
| | 6,294 | 54,394 | (364) | 60,324 | (61,254) | 40,272 | (497) | (21,479) |
| Total assets | 3,584,288 | 4,935,056 | 513,445 | 9,032,789 | 3,503,404 | 4,340,175 | 540,086 | 8,383,665 |
| Total liabilities and equity of unrestricted investment account holders | 3,868,032 | 4,502,872 | 349,671 | 8,720,575 | 3,814,244 | 3,907,521 | 369,763 | 8,091,528 |

Notes to the Consolidated Financial Statements

For the year ended 31 December 2021

(Expressed in thousands of united states dollars unless otherwise stated)

32. ZAKAH

Zakah is directly borne by the owners and investors in restricted and equity of unrestricted investment accountholders. Ithmaar does not collect or pay Zakah on behalf of its owners and its investment accountholders.

33. CONTINGENT LIABILITIES AND COMMITMENTS

Contingent liabilities

| | 31 December 2021 | 31 December 2020 |
|--|---------------------|---------------------|
| Acceptances and endorsements | 47,295 | 66,883 |
| Guarantees and irrevocable letters of credit | 693,242 | 589,686 |
| Customer and other claims | 190,174 | 224,481 |
| | 930,711 | 881,050 |

Commitments

| | 31 December 2021 | 31 December 2020 |
|--|---------------------|---------------------|
| Undrawn facilities, financing lines and other commitments to finance | 1,550,227 | 1,600,375 |

Notes to the Consolidated Financial Statements

For the year ended 31 December 2021

(Expressed in thousands of united states dollars unless otherwise stated)

34. CURRENCY RISK

The currency exposure of the assets and liabilities, of the Group, including equity of unrestricted investment accountholders, is as follows:

| 31 December 2021 | United States Dollar | Pakistan Rupee | Bahraini Dinar | Euro | UAE Dirham | Other | Total |
|---|----------------------|------------------|------------------|----------------|----------------|----------------|------------------|
| Cash and balances with banks and central banks | 100,170 | 304,407 | 99,065 | 20,508 | 1,898 | 19,068 | 545,116 |
| Commodity and other placements with banks, financial and other institutions | 26,976 | - | 134,255 | 72,357 | - | 15,981 | 249,569 |
| Murabaha and other financings | 57,231 | 798,495 | 1,055,191 | 215,846 | - | 64,211 | 2,190,974 |
| Musharaka financing | - | 1,425,743 | - | - | - | - | 1,425,743 |
| Sukuk and investment securities | 198,615 | 2,048,552 | 238,932 | 1,338 | - | 37,305 | 2,524,742 |
| Investment in associates | - | - | 640,674 | - | - | 36,259 | 676,933 |
| Assets acquired for leasing | - | - | 391,820 | - | - | - | 391,820 |
| Insurance and related receivables | - | - | 19,041 | 61,231 | - | 23,202 | 103,474 |
| Other assets | 8,301 | 64,496 | 50,408 | 5,437 | - | 51,982 | 180,624 |
| Investment in real estate | 13,316 | 6,544 | 179,095 | - | - | 57,364 | 256,319 |
| Development Properties | - | - | 233,235 | - | - | - | 233,235 |
| Fixed assets | - | 121,526 | 33,935 | - | - | 16,313 | 171,774 |
| Intangible assets | 56,276 | 12,006 | 7,278 | - | - | 6,906 | 82,466 |
| Total assets | 460,885 | 4,781,769 | 3,082,929 | 376,717 | 1,898 | 328,591 | 9,032,789 |
| Customer current accounts | 163,274 | 1,249,536 | 243,888 | 221,790 | 404 | 25,087 | 1,903,979 |
| Due to banks, financial and other institutions | 371,299 | 571,904 | 6,182 | 78,661 | 327,144 | 12,512 | 1,367,702 |
| Due to investors | 30,254 | 1,081,117 | - | 967 | - | 1,849 | 1,114,187 |
| Other liabilities | 65,807 | 208,811 | 101,244 | 5,206 | 3,658 | 68,550 | 453,276 |
| Insurance related reserves | - | - | 83,548 | - | - | 46,186 | 129,734 |
| Total liabilities | 630,634 | 3,111,368 | 434,862 | 306,624 | 331,206 | 154,184 | 4,968,878 |
| Equity of unrestricted investment accountholders | 415,084 | 1,075,482 | 2,261,131 | - | - | - | 3,751,697 |
| Total liabilities and equity of unrestricted investment accountholders | 1,045,718 | 4,186,850 | 2,695,993 | 306,624 | 331,206 | 154,184 | 8,720,575 |
| Contingent liabilities and commitments | 805,902 | 1,416,586 | 4,054 | 54,894 | 3,225 | 196,277 | 2,480,938 |
| 31 December 2020 | | | | | | | |
| Total assets | 570,895 | 4,122,480 | 3,007,430 | 326,117 | 1,532 | 355,211 | 8,383,665 |
| Total liabilities and equity of unrestricted investment accountholders | 837,497 | 3,667,332 | 2,767,210 | 351,355 | 329,488 | 138,646 | 8,091,528 |
| Contingent liabilities and commitments | 751,192 | 1,503,068 | 5,922 | 65,449 | 66 | 155,728 | 2,481,425 |

Notes to the Consolidated Financial Statements

For the year ended 31 December 2021

35. MATURITY PROFILE

The contractual maturity profile of the assets and liabilities of the Group, including equity of unrestricted investment accountholders, is as follows:

| 31 December 2021 | Up to 1 month | 1 to 3 months | 3 months to 1 year | 1 to 5 years | Over 5 years | Total |
|---|--------------------|------------------|--------------------|------------------|------------------|------------------|
| Cash and balances with banks and central banks | 538,699 | 4,514 | 1,903 | - | - | 545,116 |
| Commodity and other placements with banks, financial and other institutions | 131,066 | 57,353 | 43,605 | 17,545 | - | 249,569 |
| Murabaha and other financings | 511,087 | 277,493 | 339,118 | 497,695 | 565,581 | 2,190,974 |
| Musharaka financing | 422,314 | 46,705 | 144,711 | 579,622 | 232,391 | 1,425,743 |
| Sukuk and investment securities | 81,631 | 472,944 | 106,579 | 1,411,155 | 452,433 | 2,524,742 |
| Investment in associates | - | - | - | - | 676,933 | 676,933 |
| Assets acquired for leasing | 562 | - | 902 | 4,243 | 386,113 | 391,820 |
| Insurance and related receivables | - | - | 103,474 | - | - | 103,474 |
| Other assets | 40,071 | 744 | 92,205 | 34,023 | 13,581 | 180,624 |
| Investment in real estate | - | - | 6,544 | 24,826 | 224,949 | 256,319 |
| Development Properties | - | - | - | 233,235 | - | 233,235 |
| Fixed assets | - | 128 | 9,049 | 38,315 | 124,282 | 171,774 |
| Intangible assets | - | - | - | - | 82,466 | 82,466 |
| Total assets | 1,725,430 | 859,881 | 848,090 | 2,840,659 | 2,758,729 | 9,032,789 |
| Customer current accounts | 1,903,979 | - | - | - | - | 1,903,979 |
| Due to banks, financial and other institutions | 661,280 | 308,197 | 178,083 | 17,672 | 202,470 | 1,367,702 |
| Due to investors | 628,669 | 297,383 | 184,278 | 3,852 | 5 | 1,114,187 |
| Other liabilities | 128,215 | 18 | 127,917 | 81,737 | 115,389 | 453,276 |
| Insurance related reserves | - | - | 129,734 | - | - | 129,734 |
| Total liabilities | 3,322,143 | 605,598 | 620,012 | 103,261 | 317,864 | 4,968,878 |
| Equity of unrestricted investment accountholders | 2,065,792 | 395,276 | 900,536 | 390,093 | - | 3,751,697 |
| Total liabilities and equity of unrestricted investment accountholders | 5,387,935 | 1,000,874 | 1,520,548 | 493,354 | 317,864 | 8,720,575 |
| Net position | (3,662,505) | (140,993) | (672,458) | 2,347,305 | 2,440,865 | 312,214 |
| Contingent liabilities and commitments | 1,114,743 | 285,539 | 765,005 | 100,403 | 215,248 | 2,480,938 |
| 31 December 2020 | | | | | | |
| Total assets | 1,329,888 | 1,473,550 | 986,218 | 1,777,769 | 2,816,240 | 8,383,665 |
| Total liabilities and equity of unrestricted investment accountholders | 5,026,427 | 761,456 | 1,738,161 | 520,621 | 44,863 | 8,091,528 |
| Net position | (3,696,539) | 712,094 | (751,943) | 1,257,148 | 2,771,377 | 292,137 |
| Contingent liabilities and commitments | 1,422,470 | 453,252 | 251,357 | 323,074 | 31,272 | 2,481,425 |

Notes to the Consolidated Financial Statements

For the year ended 31 December 2021

36. CONCENTRATION OF ASSETS, LIABILITIES AND LETTERS OF CREDIT AND GUARANTEE

Assets and liabilities of the Group, including equity of unrestricted investment accountholders, and letters of credit and guarantee are distributed over the following industry sectors and geographical regions:

| 31 December 2021 | Banks and Financial Institutions | Trading and Manufacturing | Property and Construction | Services | Private individuals | Textile | Other | Total |
|---|----------------------------------|---------------------------|---------------------------|------------------|---------------------|----------------|------------------|------------------|
| Cash and balances with banks and central banks | 545,116 | - | - | - | - | - | - | 545,116 |
| Commodity and other placements with banks, financial and other institutions | 249,569 | - | - | - | - | - | - | 249,569 |
| Murabaha and other financings | 225,061 | 730,323 | 314,516 | 63,988 | 741,734 | 96,313 | 19,039 | 2,190,974 |
| Musharaka financing | 95 | 747,583 | 242,428 | 127,114 | 173,403 | 95,519 | 39,601 | 1,425,743 |
| Sukuk and investment securities | 2,301,568 | 58,375 | 151,043 | 13,174 | 582 | - | - | 2,524,742 |
| Investment in associates | 671,669 | 871 | 4,393 | - | - | - | - | 676,933 |
| Assets acquired for leasing | - | 4,260 | 922 | 203 | 386,435 | - | - | 391,820 |
| Insurance and related receivables | 73,022 | - | - | - | - | - | 30,452 | 103,474 |
| Other assets | 31,572 | 32,945 | 78,630 | - | 27,079 | - | 10,398 | 180,624 |
| Investment in real estate | 6,544 | - | 176,948 | - | - | - | 72,827 | 256,319 |
| Development Properties | - | - | 233,235 | - | - | - | - | 233,235 |
| Fixed assets | 122,988 | - | 25,419 | - | - | - | 23,367 | 171,774 |
| Intangible assets | 47,669 | - | - | - | - | - | 34,797 | 82,466 |
| Total assets | 4,274,873 | 1,574,357 | 1,227,534 | 204,479 | 1,329,233 | 191,832 | 230,481 | 9,032,789 |
| Customer current accounts | 84,710 | 681,188 | 65,114 | 238,447 | 439,222 | 10,423 | 384,875 | 1,903,979 |
| Due to banks, financial and other institutions | 1,216,016 | - | 8,904 | 98,965 | - | - | 43,817 | 1,367,702 |
| Due to investors | 185,432 | 449,656 | 11,949 | 103,367 | 98,664 | 1,535 | 263,584 | 1,114,187 |
| Other liabilities | 198,707 | 14,624 | 81,218 | 1,762 | 10,350 | - | 146,615 | 453,276 |
| Insurance related reserves | - | - | - | - | - | - | 129,734 | 129,734 |
| Total liabilities | 1,684,865 | 1,145,468 | 167,185 | 442,541 | 548,236 | 11,958 | 968,625 | 4,968,878 |
| Equity of unrestricted investment accountholders | 5,911 | 999,522 | 71,312 | 513,096 | 1,884,866 | 7,916 | 269,074 | 3,751,697 |
| Total liabilities and equity of unrestricted investment accountholders | 1,690,776 | 2,144,990 | 238,497 | 955,637 | 2,433,102 | 19,874 | 1,237,699 | 8,720,575 |
| Contingent liabilities and commitments | 685,207 | 964,403 | 62,853 | 26,303 | 6,521 | 156,323 | 579,328 | 2,480,938 |
| 31 December 2020 | | | | | | | | |
| Total assets | 3,559,038 | 1,481,857 | 1,142,150 | 578,866 | 1,302,329 | 106,431 | 212,994 | 8,383,665 |
| Total liabilities and equity of unrestricted investment accountholders | 1,044,540 | 2,011,391 | 334,130 | 1,164,861 | 2,365,451 | 154,166 | 1,016,989 | 8,091,528 |
| Contingent liabilities and commitments | 535,504 | 1,160,448 | 54,940 | 52,730 | 15,076 | 169,233 | 493,494 | 2,481,425 |

Notes to the Consolidated Financial Statements

For the year ended 31 December 2021

(Expressed in thousands of united states dollars unless otherwise stated)

36. CONCENTRATION OF ASSETS, LIABILITIES AND LETTERS OF CREDIT AND GUARANTEE (Continued)

| 31 December 2021 | Asia / Pacific | Middle East | Europe | North America | Others | Total |
|---|------------------|------------------|----------------|----------------|------------|------------------|
| Cash and balances with banks and central banks | 351,858 | 138,871 | 27,964 | 26,423 | - | 545,116 |
| Commodity and other placements with banks, financial and other institutions | 900 | 243,838 | 4,831 | - | - | 249,569 |
| Murabaha and other financings | 863,163 | 1,062,538 | 83,810 | 181,116 | 347 | 2,190,974 |
| Musharaka financing | 1,425,743 | - | - | - | - | 1,425,743 |
| Sukuk and investment securities | 2,052,661 | 443,990 | 6,046 | 22,045 | - | 2,524,742 |
| Investment in associates | 35,768 | 641,165 | - | - | - | 676,933 |
| Assets acquired for leasing | - | 391,820 | - | - | - | 391,820 |
| Insurance and related receivables | - | 42,243 | 61,231 | - | - | 103,474 |
| Other assets | 64,887 | 74,078 | 40,876 | 783 | - | 180,624 |
| Investment in real estate | 6,544 | 193,263 | 56,512 | - | - | 256,319 |
| Development Properties | - | 233,235 | - | - | - | 233,235 |
| Fixed assets | 121,526 | 48,787 | 1,461 | - | - | 171,774 |
| Intangible assets | 12,006 | 70,460 | - | - | - | 82,466 |
| Total assets | 4,935,056 | 3,584,288 | 282,731 | 230,367 | 347 | 9,032,789 |
| Customer current accounts | 1,391,178 | 287,824 | 205,302 | 19,675 | - | 1,903,979 |
| Due to banks, financial and other institutions | 633,789 | 677,239 | 56,674 | - | - | 1,367,702 |
| Due to investors | 1,114,182 | 5 | - | - | - | 1,114,187 |
| Other liabilities | 209,493 | 175,763 | 68,020 | - | - | 453,276 |
| Insurance related reserves | - | 129,734 | - | - | - | 129,734 |
| Total liabilities | 3,348,642 | 1,270,565 | 329,996 | 19,675 | - | 4,968,878 |
| Equity of unrestricted investment accountholders | 1,154,230 | 2,597,467 | - | - | - | 3,751,697 |
| Total liabilities and equity of unrestricted investment accountholders | 4,502,872 | 3,868,032 | 329,996 | 19,675 | - | 8,720,575 |
| Contingent liabilities and commitments | 2,408,945 | 71,993 | - | - | - | 2,480,938 |
| 31 December 2020 | | | | | | |
| Total assets | 4,340,175 | 3,503,404 | 274,868 | 264,871 | 347 | 8,383,665 |
| Total liabilities and equity of unrestricted investment accountholders | 3,907,521 | 3,814,244 | 361,257 | 8,063 | 443 | 8,091,528 |
| Contingent liabilities and commitments | 2,379,062 | 102,363 | - | - | - | 2,481,425 |

Notes to the Consolidated Financial Statements

For the year ended 31 December 2021

37. RISK MANAGEMENT

Risk Management in the Group

The Group's activities expose it to a variety of financial risks and those activities involve the analysis, evaluation, acceptance and management of some degree of risk or combination of risks. Taking risk is core to the banking business, and these risks are an inevitable consequence of participating in financial markets. The Group's aim is therefore to achieve an appropriate balance between risk and return and minimize potential adverse effects on the Group's financial performance.

The Group's risk management policies, procedures and systems are designed to identify and analyze these risks and to set appropriate risk mitigants and controls. The Group reviews its risk management policies and systems on an ongoing basis to reflect changes in markets, products and emerging best practices.

Risk management is performed by the Risk Management Department under policies approved by the Board of Directors. The Risk Management Department identifies and evaluates financial risks in close co-operation with the Group's operating units. The most important types of risks identified by the Group are credit risk, liquidity risk, market risk, reputational risk and operational risk. Market risk includes currency risk, profit rate risk, and price risk.

Credit Risk

Credit risk is considered to be the most significant and pervasive risk for the Group. The Group takes on exposure to credit risk, which is the risk that the counter-party to a financial transaction will fail to discharge an obligation causing the Group to incur a financial loss. Credit risk arises principally from financing (credit facilities provided to customers) and from cash and deposits held with other banks and financial institutions. Further, there is credit risk in certain off-balance sheet financial instruments, including guarantees, letters of credit, acceptances and commitments to extend credit. Credit risk monitoring and control is performed by the Risk Management Department which sets parameters and thresholds for the Group's financing and off-balance sheet financial instruments.

Considering this evolving situation of COVID-19, the Group has taken preemptive measures to mitigate credit risk by adopting more cautious approach for credit approvals thereby tightening the criteria for extending credit to impacted sectors. Payment holidays have been extended to customers, including private and SME sector, in line with the instructions of CBB. These measures may lead to lower disbursement of financing facilities, resulting in lower net financing income and decrease in other revenue.

The risk management department has also enhanced its monitoring of financing portfolio by reviewing the performance of exposures to sectors expected to be directly or indirectly impacted by COVID-19 to identify potential significant increase in Credit Risk (SICR).

The Group has updated its inputs and assumptions for computation of Expected Credit Losses (ECL) (refer to note 2).

On 11 March 2020, the COVID-19 outbreak was declared, a pandemic by the World Health Organization (WHO) and has rapidly evolved globally. This has resulted in a global economic slowdown with uncertainties in the economic environment. Global equity and commodity markets, and in particular oil prices, have also experienced great volatility and a significant drop in prices. The estimation uncertainty is associated with the extent and duration of the expected economic downturn and forecasts for key economic factors including GDP, employment, oil prices etc. This includes disruption to capital markets, deteriorating credit markets and liquidity concerns. Authorities have taken various measures to contain the spread including implementation of travel restrictions and quarantine measures. The pandemic as well as the resulting measures and policies have had some impact on the Group. The Group has been actively monitoring the COVID-19 situation, and in response to this outbreak, has activated its business continuity plan and various other risk management practices to manage the potential business disruption on its operations and financial performance.

The management and the Board of Directors (BOD) have been closely monitoring the potential impact of the COVID-19 developments on the Group's operations and financial position; including possible loss of revenue, impact on asset valuations, impairment, review of onerous contracts and debt covenants, outsourcing arrangements etc. The Group has also put in place contingency measures, which include but are not limited to enhancing and testing of business continuity plans including its liquidity requirements.

In preparing the consolidated financial statements, judgements made by management in applying the Group's accounting policies and sources of estimation are subject to uncertainty regarding the potential impacts of the current economic volatility and these are considered to represent management's best assessment based on available or observable information.

Notes to the Consolidated Financial Statements

For the year ended 31 December 2021

(Expressed in thousands of united states dollars unless otherwise stated)

36. RISK MANAGEMENT (Continued)

Credit Risk (continued)

Modification loss net of Government assistance

During 2020, based on a regulatory directive issued by the CBB as concessionary measures to mitigate the impact of COVID-19, the one-off modification losses amounting to \$54.8 million arising from the 6-month payment holidays provided to financing customers without charging additional profits has been recognized directly in equity. The modification loss has been calculated as the difference between the net present value of the modified cash flows calculated using the original effective profit rate and the current carrying value of the financial assets on the date of modification. The Group provided payment holidays on financing exposures amounting to \$1.5 billion as part of its support to impacted customers.

Further, as per the regulatory directive, financial assistance amounting to \$3.4 million (representing specified reimbursement of a portion of staff costs and waiver of fees, levies and utility charges) received from the government and/or regulators, in response to its COVID-19 support measures, has been recognized directly in equity.

Credit Risk Mitigation

Group uses a variety of tools to mitigate its credit risk, the primary one being that of securing the exposure by suitable collateral. While the existence of collateral is not a precondition for credit, exposures are fully or partially collateralized as a second line of defense. The Group has in place a Credit Risk Mitigation policy which provides guidelines on the types of assets that may be accepted as collateral and the methodology of valuation of these assets. In general, all collateral valued periodically depending on the collateral type. The legal validity and enforceability of the documents used for collateral have been established by qualified personnel, including lawyers and Sharia scholars.

Group's credit portfolio is supported by various types of collateral such as real estate, listed equity, cash and guarantees. Group prefers liquid and marketable credit collateral; however other types of collateral are accepted provided that such collateral can be reasonably valued. Third party guarantees are accepted as collateral only after analyzing the financial strength of the guarantors.

Collateral Valuation

Collateral when taken are identified as having reasonable value, their value would however change over a period of time due to prevailing economic conditions, plant and machinery becoming obsolete due to technological advancements, due to passage of time and due to increase in availability of similar collateralized securities. Listed securities are valued at monthly intervals, unlisted securities are valued at annual intervals, real estate properties are valued at least once in two years' intervals, and special assets of the nature of marine vessels and aircrafts are valued at annual intervals. Value of collateral are accounted post assigning various levels of haircuts depending on the type of collateral, the same are provided in the Credit Risk Mitigation Policy.

Guarantees

Guarantees are taken from individuals and Corporates. In cases where a letter of guarantee from the counterparty's parent company or from a third party is offered as credit risk mitigant, it is ensured that the guarantees must be irrevocable and unconditional. If the guarantor is located outside Bahrain, legal opinion is obtained from a legal counsel domiciled in the country of guarantor (overseas) regarding the enforceability of the guarantee. Further, the financial position of the guarantor is adequately analyzed to determine the value and commercial viability of the guarantee.

Collateral Concentration

Group has established internal limits to avoid over concentration on certain class of collateral. Prudent maximum limits have been set for the acceptance of collateral as credit risk mitigation.

Notes to the Consolidated Financial Statements

For the year ended 31 December 2021

(Expressed in thousands of united states dollars unless otherwise stated)

37. RISK MANAGEMENT (Continued)

Liquidity risk

Liquidity risk is the risk that Ithmaar is unable to meet its financial obligations as they fall due, which could arise due to mismatches in cash flows.

Liquidity risk arises either:

- From the inability to manage unplanned decreases or changes in funding sources; or
- from the failure to recognize or address changes in market conditions that affect the ability to liquidate assets quickly and with minimal loss in value.

Liquidity risk management ensures that funds are available at all times to meet the funding requirements, Funding and liquidity management is performed centrally by the Asset and Liability Management Committee (ALCO). Group's liquidity policies are designed to ensure it will meet its obligations as and when they fall due, by ensuring it is able to generate funds from the market, or have sufficient High Quality Liquid Assets (HQLAs) to sell and raise immediate funds without incurring unacceptable costs and losses. Ithmaar regularly monitors the concentration in the funding sources and ensures that the funding sources are adequately diversified.

Market risk

Market risk is the risk of potential loss arising from change in the value of any exposure due to adverse changes in the underlying benchmark market rates, i.e. foreign exchange rates, equity prices and profit rates.

Management of market risk is the responsibility of the relevant business units with the group companies with oversight by the Asset-Liability Committee (ALCO).

Shari'a compliant risk management hedging instruments

Types of instruments:

| | 2021 | | 2020 | |
|-------------------------------|-----------------|--------------|-----------------|--------------|
| | Notional Amount | Fair value | Notional Amount | Fair value |
| Profit rate swaps - Liability | 174,000 | 3,581 | 174,000 | 7,324 |
| | 174,000 | 3,581 | 174,000 | 7,324 |

Profit rate swaps:

| | 2021 | | 2020 | |
|---------------------------|--------------------|--------------------|--------------------|--------------------|
| | Less than one year | More than one year | Less than one year | More than one year |
| Net exposure | 2,584 | 997 | 3,613 | 3,711 |
| Average fixed profit rate | 3.03% | 3.03% | 3.03% | 3.03% |

Notes to the Consolidated Financial Statements

For the year ended 31 December 2021

(Expressed in thousands of united states dollars unless otherwise stated)

37. RISK MANAGEMENT (Continued)

Operational Risk

Operational risk is the risk of loss resulting from inadequate or failed internal processes, people and systems or from external events which includes but not limited to legal risk and Sharia compliance risk. This definition excludes strategic and reputational risks.

Through a control framework and by monitoring and responding to potential risks, Ithmaar is able to manage the operational risks to an acceptable level.

In response to COVID-19 outbreak, there were various changes in the working model, interaction with customers, digital modes of payment and settlement, customer acquisition and executing contracts and carrying out transactions with and on behalf of the customers. The management of the Group has enhanced its monitoring to identify risk events arising out of the current situation and the changes in the way business is conducted.

As of 31 December 2021, the Group did not have any significant exposure to contracts linked to benchmark rates, except a long term borrowing, and it continues to enhance its systems and processes to cope with the change in benchmark rates.

Reputational Risk

The Reputational Risk Management is defined as the risk arising risk arising from negative perception on the part of customers, counterparties, shareholders, investors, debt-holders, market analysts, other relevant parties or regulators that can adversely affect a Group's ability to maintain existing, or establish new, business relationships and continued access to sources of funding. The Group has developed a framework and has identified various factors that can impact its reputation. Management of reputation risk is an inherent feature of the Group's corporate culture which is embedded as an integral part of the internal control systems.

Notes to the Consolidated Financial Statements

For the year ended 31 December 2021

(Expressed in thousands of united states dollars unless otherwise stated)

37. RISK MANAGEMENT (Continued)

Profit rate risk

The table below summarises the Group's exposure to profit rate risk. It includes the Group's financial instruments at carrying amounts, categorised by the earlier of contractual repricing or maturity dates.

| 31 December 2021 | Up to one month | One- three months | Three- twelve months | One-five years | Over five years | Non rate sensitive | Total |
|---|--------------------|-------------------------|----------------------------|-------------------|--------------------|-----------------------|------------------|
| Cash and balances with banks and central banks | - | - | - | - | - | 545,116 | 545,116 |
| Commodity and other placements with banks, financial and other institutions | - | 41,862 | 185,550 | 11,969 | 10,188 | - | 249,569 |
| Murabaha and other financings | 378,716 | 267,617 | 585,183 | 506,021 | 453,437 | - | 2,190,974 |
| Musharaka financing | 416,620 | 46,705 | 144,711 | 812,014 | 5,693 | - | 1,425,743 |
| Sukuk and investment securities | 275,489 | 680,229 | 82,322 | 231,944 | 1,142,991 | 111,767 | 2,524,742 |
| Assets acquired for leasing | - | - | 382 | 2,087 | 389,351 | - | 391,820 |
| Insurance and related receivables | - | - | - | - | - | 103,474 | 103,474 |
| Other assets | - | - | - | - | - | 180,624 | 180,624 |
| Total financial assets | 1,070,825 | 1,036,413 | 998,148 | 1,564,035 | 2,001,660 | 940,981 | 7,612,062 |
| Customer current accounts | - | - | - | - | - | 1,903,979 | 1,903,979 |
| Due to banks, financial and other institutions | 753,346 | 106,783 | 123,838 | 383,735 | - | - | 1,367,702 |
| Due to investors | 693,252 | 187,892 | 228,089 | 4,954 | - | - | 1,114,187 |
| Other liabilities | - | - | - | - | - | 453,276 | 453,276 |
| Total financial liabilities | 1,446,598 | 294,675 | 351,927 | 388,689 | - | 2,357,255 | 4,839,144 |
| Equity of unrestricted investment accountholders | 1,837,329 | 331,995 | 1,121,550 | 460,823 | - | - | 3,751,697 |
| Total financial liabilities and equity of unrestricted investment accountholders | 3,283,927 | 626,670 | 1,473,477 | 849,512 | - | 2,357,255 | 8,590,841 |
| Total repricing gap | (2,213,102) | 409,743 | (475,329) | 714,523 | 2,001,660 | (1,416,274) | (978,779) |
| 31 December 2020 | | | | | | | |
| Total financial assets | 917,421 | 1,179,323 | 1,064,167 | 1,928,566 | 1,009,443 | 962,508 | 7,061,428 |
| Total financial liabilities and equity of unrestricted investment accountholders | 3,010,187 | 801,015 | 1,650,267 | 381,101 | - | 2,125,791 | 7,968,361 |
| Total repricing gap | (2,092,766) | 378,308 | (586,100) | 1,547,465 | 1,009,443 | (1,163,283) | (906,933) |

Notes to the Consolidated Financial Statements

For the year ended 31 December 2021

38. RELATED PARTY TRANSACTIONS AND BALANCES

Parties are considered to be related if one party has the ability to control the other party or to exercise significant influence or joint control over the other party in making financial and operating decisions.

- (a) Directors and companies in which they have an ownership interest.
- (b) Major shareholders of Ithmaar, Ultimate Parent and companies in which Ultimate Parent has ownership interest and subsidiaries of such companies (affiliates).
- (c) Associated companies of Ithmaar.
- (d) Senior management.

A related party transaction is a transfer of resources, services, or obligations between related parties, regardless of whether a price is charged.

Significant balances with related parties comprise:

| | 31 December 2021 | | | | |
|--|---------------------------|----------------------------------|--------------------------------|-------------------|----------|
| | Shareholders & Affiliates | Associates and other investments | Directors and related entities | Senior management | Total |
| Assets | | | | | |
| Murabaha and other financings | 379,661 | - | - | - | 379,661 |
| Investment in associates | - | 676,933 | - | - | 676,933 |
| Sukuk and investment securities | 13,310 | - | - | - | 13,310 |
| Other assets | - | - | - | 684 | 684 |
| Liabilities | | | | | |
| Customers' current accounts | 21,583 | 7,047 | - | 980 | 29,610 |
| Due to banks, financial and other institutions | 25,159 | 5,200 | - | - | 30,359 |
| Equity of unrestricted investment accounts | - | - | - | 5,019 | 5,019 |
| Other liabilities | 13 | - | - | - | 13 |
| Equity | | | | | |
| Fair value reserves | - | (36,543) | - | - | (36,543) |
| Income | | | | | |
| Return to unrestricted investment accounts | - | - | - | (151) | (151) |
| Income from murabaha and other financings | 3,782 | - | - | - | 3,782 |
| Share of profit after tax from associates | - | 36,453 | - | - | 36,453 |
| Profit paid to banks, financial and other institutions | - | (287) | - | - | (287) |
| Reversal of provision for impairment on associate | - | 35,000 | - | - | 35,000 |
| Expenses | | | | | |
| Administrative and general expenses | (1,190) | - | (50) | - | (1,240) |

Notes to the Consolidated Financial Statements

For the year ended 31 December 2021

38. RELATED PARTY TRANSACTIONS AND BALANCES (Continued)

| | 31 December 2020 | | | | Total |
|--|---------------------------|----------------------------------|--------------------------------|-------------------|----------|
| | Shareholders & Affiliates | Associates and other investments | Directors and related entities | Senior management | |
| Assets | | | | | |
| Murabaha and other financings | 392,972 | - | - | 2,153 | 395,125 |
| Investment in associates | - | 623,161 | - | - | 623,161 |
| Other assets | - | - | - | 557 | 557 |
| Liabilities | | | | | |
| Customers' current accounts | 14,054 | 538 | - | 2,460 | 17,052 |
| Due to banks, financial and other institutions | 32,661 | 10,002 | - | - | 42,663 |
| Equity of unrestricted investment accounts | - | - | - | 6,379 | 6,379 |
| Other liabilities | 129 | - | - | - | 129 |
| Equity | | | | | |
| Fair value reserves | - | (42,521) | - | - | (42,521) |
| Income | | | | | |
| Return to unrestricted investment accounts | - | - | - | (191) | (191) |
| Income from murabaha and other financings | 3,781 | - | - | - | 3,781 |
| Share of profit after tax from associates | - | 30,978 | - | - | 30,978 |
| Profit paid to banks, financial and other institutions | - | (1,844) | - | - | (1,844) |
| Reversal of provision for impairment on associate | - | 27,350 | - | - | 27,350 |
| Expenses | | | | | |
| Administrative and general expenses | (1,208) | - | (50) | - | (1,258) |

Certain collaterals amounting to \$332 million (31 December 2020: \$346 million) with respect to certain financing facilities are legally held by related parties for the beneficial interest of the Group.

Certain assets amounting to \$5.1 million (31 December 2020: \$5.1 million) are legally held by related parties for the beneficial interest of the Group.

Notes to the Consolidated Financial Statements

For the year ended 31 December 2021

39. CAPITAL MANAGEMENT

The Group's objectives when managing capital, which is a broader concept than the 'equity' on the face of balance sheets, are:

- To comply with the capital requirements set by the regulators of the banking markets where the entities within the Group operate;
- To safeguard the Group's ability to continue as a going concern so that it can continue to provide returns for shareholders and benefits for other stakeholders; and;
- To maintain a strong capital base to support the development of its business.

The Group does not engage in any banking activity at solo level, hence Basel III requirements are not applicable. The Group complies with CBB directives with respect to its investment firm category 1 license. The subsidiaries comply with the directives of the respective local regulators for their capital management.

40. PROPOSED DIVIDEND

'The Board of Directors has not proposed any dividend for the year ended 31 December 2021 (31 December 2020: Nil).

41. NON-SHARIA COMPLIANT INCOME AND EXPENSES

The Group has earned certain income and incurred certain expenses from conventional assets and liabilities. These conventional assets and liabilities are in accordance with the Sharia Compliance Plan. The details of the total income and total expenses are as follows:

| | Year ended | |
|--|---------------------|---------------------|
| | 31 December 2021 | 31 December 2020 |
| INCOME | | |
| Income from other financings | 57,755 | 112,758 |
| Share of profit after tax from associates - note (i) | 36,364 | 27,196 |
| Income from investments | 120,397 | 141,313 |
| Other income | 23,864 | 16,882 |
| Gross income | 238,380 | 298,149 |
| Less: profit paid to banks, financial and other institutions - note (ii) | (103,759) | (137,345) |
| Total income | 134,621 | 160,804 |
| EXPENSES | | |
| Administrative and general expenses - note (ii) | (59,330) | (74,549) |
| Depreciation and amortisation | (21,750) | (17,792) |
| Total expenses | (81,080) | (92,341) |
| Net income before provision for impairment and overseas taxation | 53,541 | 68,463 |
| Provision for impairment (net) | 44,450 | 12,597 |
| Net income before overseas taxation | 97,991 | 81,060 |
| Overseas taxation | (11,950) | (15,090) |
| NET INCOME FOR THE YEAR | 86,041 | 65,970 |
| Attributable to: | | |
| Equity holders of the Bank | 78,536 | 59,606 |
| Minority interests | 7,505 | 6,364 |
| | 86,041 | 65,970 |
| Basic and diluted earnings per share | US Cts 2.70 | US Cts 2.05 |

Notes to the Consolidated Financial Statements

For the year ended 31 December 2021

41. NON-SHARIA COMPLIANT INCOME AND EXPENSES (Continued)

Note (i) – The share of profit attributable to non-sharia compliant associates is based on their accounting policies which are different from the Group accounting policies. Since the non-sharia income is already disclosed separately and hence no adjustment is made on impact of dissimilar accounting policies.

Note (ii) – Expenses relate to entities which are consolidated line by line and exclude associates.

Note (iii) – One of the subsidiaries presently operating as a conventional bank has increased the number of its Islamic branches during the year to 595 branches (2020: 576 branches) out of total 606 branches (2020: 500 branches).

42. SOCIAL RESPONSIBILITY

The Group discharges its social responsibilities through donations to charitable causes and organizations.

43. SUBSEQUENT EVENT

During January 2022, Ithmaar Holding agreed in-principle with Al Salam Bank B.S.C. (Al Salam) on the acquisition of the consumer banking business of Ithmaar Bank, and Ithmaar Holdings' ownership stake in both Bank of Bahrain and Kuwait B.S.C. and Solidarity Group Holding. This announcement followed the execution of a non-legally binding Memorandum of Understanding (MoU) between the two entities in October 2021. The transaction remains subject to the approval of Ithmaar Holding's shareholders and the signing of definitive agreements.

| | 30 September 2021 |
|--|-------------------|
| Cash and balances with banks and central banks | 57,825 |
| Consumer business assets | 1,460,584 |
| Bank of Bahrain and Kuwait B.S.C. | 520,751 |
| Solidarity Group Holding B.S.C. (C) | 105,918 |
| | 2,145,078 |

The consideration will be settled by transferring consumer business liabilities of \$2.2 billion (as of 30 September 2021).

Final values and premium will be determined on the carrying values of assets and liabilities subject to the transaction as of the date of business transfer to be mutually agreed after completion of regulatory and legal formalities and shareholders' approval.

The assets subject to the transaction with Al Salam were not classified as held for sale in the consolidated financial statements as at 31 December 2021, based on the Group's assessment of the criteria specified by IFRS 5 "Non-Current Assets Held for Sale and Discontinued Operations". The Group's assessment was mainly based on the fact that assets subject to transaction were not available for immediate sale in present condition and the transaction is subject to certain conditions such as identification of assets at business transfer date, the finalization of tentative and definitive agreements, indication of premium and price as of 31 December 2021. Further, the transaction remains subject to shareholders' and regulatory approvals.

Share Information

Shareholding Structure

| | 31-Dec-21 | | | 31-Dec-20 | | |
|------------------------|---------------------|---------------|--------|---------------------|---------------|--------|
| | No. of shareholders | No. of shares | % | No. of shareholders | No. of shares | % |
| 1-10,000 | 270 | 1,190,370 | 0.04 | 238 | 1,066,909 | 0.04 |
| 10,001 - 100,000 | 2,399 | 65,421,159 | 2.16 | 2,415 | 66,524,838 | 2.19 |
| 100,001 - 1,000,000 | 855 | 292,415,005 | 9.65 | 882 | 310,066,687 | 10.23 |
| 1,000,001 - 10,000,000 | 227 | 616,935,199 | 20.36 | 217 | 603,732,443 | 19.92 |
| over 10,000,000 | 29 | 2,054,793,294 | 67.80 | 26 | 2,049,364,150 | 67.62 |
| Total | 3,780 | 3,030,755,027 | 100.00 | 3,778 | 3,030,755,027 | 100.00 |

Shareholding by Nationality

| Country | 31-Dec-21 | | | 31-Dec-20 | | |
|---------------------|---------------------|---------------|--------|---------------------|---------------|--------|
| | No. of shareholders | No. of shares | % | No. of shareholders | No. of shares | % |
| Bahamas | 2 | 959,467,864 | 31.66 | 2 | 959,467,864 | 31.66 |
| Bahrain | 796 | 320,802,901 | 10.58 | 819 | 330,008,545 | 10.89 |
| KSA | 828 | 715,456,225 | 23.61 | 834 | 711,953,356 | 23.49 |
| Kuwait | 749 | 302,068,054 | 9.97 | 706 | 351,729,638 | 11.61 |
| Other GCC Countries | 467 | 289,930,893 | 9.57 | 456 | 284,473,376 | 9.39 |
| Other Countries | 938 | 443,029,090 | 14.62 | 961 | 393,122,248 | 12.96 |
| Total | 3,780 | 3,030,755,027 | 100.00 | 3,778 | 3,030,755,027 | 100.00 |

Shareholding by Percentage

| Percentage | 31-Dec-21 | | | 31-Dec-20 | | |
|---------------|---------------------|---------------|--------|---------------------|---------------|--------|
| | No. of shareholders | No. of shares | % | No. of shareholders | No. of shares | % |
| Less than 1% | 3,771 | 1,258,875,384 | 41.54 | 3,768 | 1,222,470,648 | 40.34 |
| 1% to 5% | 7 | 387,334,419 | 12.78 | 8 | 423,739,155 | 13.98 |
| More than 10% | 2 | 1,384,545,224 | 45.68 | 2 | 1,384,545,224 | 45.68 |
| Total | 3,780 | 3,030,755,027 | 100.00 | 3,778 | 3,030,755,027 | 100.00 |

Major Shareholders

| Shareholder | No. of Shares | % |
|------------------------------|---------------|--------|
| Dar Al-Maal Al-Islami Trust | 790,416,000 | 26.08 |
| Islamic Inv. Co. of the Gulf | 594,129,224 | 19.60 |
| Others | 1,646,209,803 | 54.32 |
| Total | 3,030,755,027 | 100.00 |

The executive management do not hold shares of Ithmaar Holding.

Bahrain Bourse

ITHMR's Trading Activity – Bahrain



Performance in the Bahrain Bourse

| Stock Code: ITHMR | | | Change in 2021 | |
|--------------------------------------|----------|----------|----------------|-------|
| Share Price Relative to Indices 2021 | Open | Close | Points | % |
| ITHMR's Share Price (US \$) | 0.07 | 0.07 | -0.004 | -5.71 |
| Bahrain All Share Index | 1,489.78 | 1,797.25 | 307.47 | 20.64 |
| Bahrain Islamic Index | 650.19 | 751.72 | 101.53 | 15.62 |

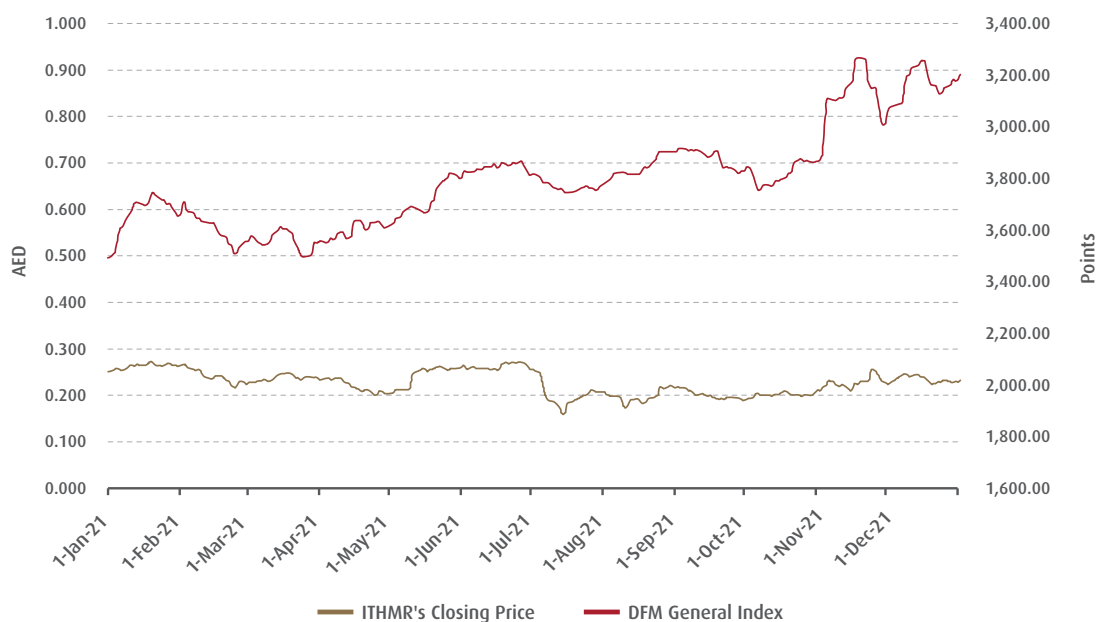
ITHMR'S Share Trading (Bahrain)

| | 2021 | 2020 |
|-----------------------|------------|------------|
| Volume, No. of Shares | 17,008,978 | 44,755,466 |
| Value, US\$ | 1,025,698 | 1,268,941 |

Share Information Continued

Dubai Financial Market (DFM)

ITHMR's Trading Activity – United Arab Emirates



Performance in DFM

| Stock Code: ITHMR | | | Change in 2021 | |
|--------------------------------------|----------|----------|----------------|-------|
| Share Price Relative to Indices 2021 | Open | Close | Points | % |
| ITHMR's Share Price (AED) | 0.253 | 0.23 | -0.024 | -9.49 |
| DFM General Index | 2,491.97 | 3,195.91 | 703.94 | 28.25 |
| Banking Sector Index | 2,283.06 | 2,861.21 | 578.15 | 25.32 |

ITHMR'S Share Trading (United Arab Emirates)

| | 2021 | 2020 |
|-----------------------|---------------|---------------|
| Volume, No. of Shares | 1,620,951,680 | 2,175,320,172 |
| Value, AED | 378,830,572 | 561,250,199 |

Corporate Information

| | |
|------------------------------------|---|
| Name of Company | Ithmaar Holding B.S.C. |
| Legal Form | Ithmaar Holding B.S.C. is a Bahrain-based financial institution that is licensed and regulated as a Category 1 Investment Firm by the Central Bank of Bahrain. Ithmaar Holding B.S.C. is incorporated as a Bahrain Shareholding Company under Bahrain Commercial Law (Law No. 21 of 2001). |
| Company Registration Number | CR 15210 |
| Stock Exchange Listings | Bahrain Bourse and Dubai Financial Market |
| Stock Code | "ITHMR" |
| Share Registrar | Bahrain Clear |
| Head Office | Seef Tower, Building 2080, Road 2825, Al Seef District 428, P.O. Box 2820, Manama, Kingdom of Bahrain |
| Telephone | +973 1758 4000 |
| Facsimile | +973 1758 4017 |
| E-mail | info@ithmaarholding.com |
| Website | www.ithmaarholding.com |
| Accounting Year End | 31 December |
| Compliance Officer | Balu Tiruvilandur Ramamurthy – Head, Compliance and AML |
| Company Secretary | Ali Ahmed Mohamed – Board Secretary |
| Auditors | PriceWaterHouseCoppers ME Limited, P.O. Box 60771, Manama, Kingdom of Bahrain |